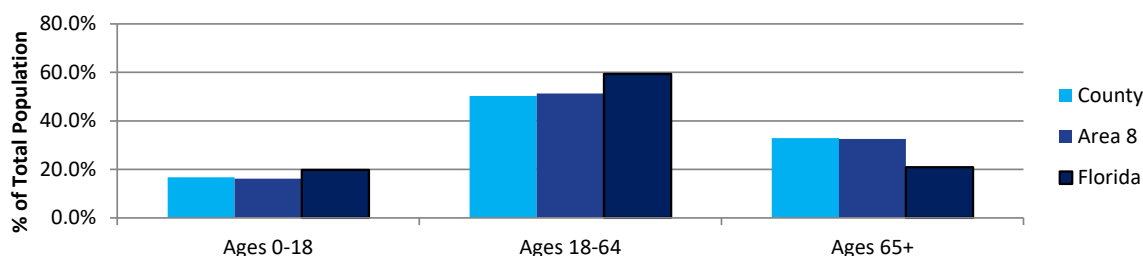


# 2022 Collier County, Florida Health Profile

Data for year ending 2020, unless otherwise noted

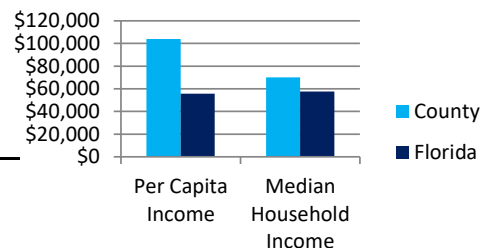
Demographics	County		Area 8*		Florida	
Total	386,478	20.8%	1,853,847	8.6%	21,640,766	
Male	190,428	49.3%	907,817	49.0%	10,576,322	48.9%
Female	196,050	50.7%	946,030	51.0%	11,064,444	51.1%
Ages 0-18	64,714	16.7%	299,344	16.1%	4,282,262	19.8%
Ages 18-64	194,536	50.3%	951,185	51.3%	12,843,483	59.3%
Ages 65+	127,228	32.9%	603,318	32.5%	4,515,021	20.9%
White	345,306	89.3%	1,643,094	88.6%	16,713,931	77.2%
Black	28,263	7.3%	139,729	7.5%	3,671,185	17.0%
Other	12,909	3.3%	71,024	3.8%	1,225,650	5.7%
Hispanic	110,381	28.6%	373,769	20.2%	5,771,094	26.7%

\* Area 8 includes Charlotte, Collier, DeSoto, Hendry, Glades, Lee, & Sarasota counties



Socioeconomics	County	Trend	Florida
Per Capita Income	\$103,865	Positive	\$55,675
Median Household Income	\$70,217	Positive	\$57,703
Persons <100% of FPL	11.0%	Positive	13.3%
Children under 18 years <100% of FPL	16.8%	Inconsistent	18.7%
High School Graduate or Higher*	88.2%	Inconsistent	88.5%
Bachelor's Degree or Higher*	35.9%	Positive	30.5%
Labor Force as % of Population Age 18+**	55.7%	Inconsistent	59.0%
Unemployment Rate**	3.7%	Inconsistent	4.6%
Severe Housing Cost Burden***	17.0%	Steady	17.0%
% of Civilian Noninstitutionalized Population with a Disability***	11.8%		13.6%

The COVID-19 pandemic has had a large impact on the economy. Some of the effects will not be seen until future years, however, they are already reflected in numbers like the unemployment rate.



FPL: Federal Poverty Level \*age 25 and over \*\*2021

\*\*\* 5 year estimates

## Workforce

Top Industries (% of all workers)	County	Florida
Manufacturing	18.8%	4.5%
Education & Health Services	17.5%	15.3%
Professional & Business Services	15.5%	16.1%
Natural Resource & Mining	11.7%	0.8%
Financial Activities	11.3%	6.9%



## Crime

3-year rate per 100,000, 2018-2020	County	Trend	Florida	County Quartile
Forcible Sex Offenses	45.1	Inconsistent	53.7	2
Aggravated Assault	172.0	Positive	268.4	1
Total Domestic Violence Offenses	434.6	Inconsistent	495.9	2
Murder	2.1	Inconsistent	5.5	1
Alcohol Confirmed Motor Vehicle Traffic Crash Fatalities*	2.2		1.8	2

\*Data is not comparable to previous years

## Healthcare Utilization & Resources

Rate per 100,000	County	Florida
Total Hospital Beds	280.0	309.0
Acute Care Beds	218.3	249.9
Specialty Beds	61.8	59.1
Nursing Home Beds	231.8	396.0
County Health Dept FTE*	42.9	43.0
County Health Dept Expenditures**	\$29.00	\$33.40

\*fiscal year ending 2021, FTE: full-time employees

\*\*Dollars (\$) expended per person, fiscal year ending 2020

## Licensed Health Professionals\*

Rate per 100,000†	County	Florida
Physicians	332.3	309.6
OB/GYNs	12.2	9.3
Pediatricians	15.8	21.9
Dentists	74.5	56.1

\*Number of licensed providers does not necessarily equal the number of practicing providers. †fiscal year ending 2021

## Healthcare Access\*

	Collier County Percentage of Civilian Noninstitutionalized Population	Florida Percentage of Civilian Noninstitutionalized Population	Trend**
With Health Insurance Coverage	91.7%	87.3%	Positive
No Health Insurance Coverage	13.6%	12.7%	Positive

\*5 year estimates, 2016-2020

\*\*Single year trend, 2020

## School-Aged Children

Percentages	County	Florida
Immunization at Kindergarten*	93.1%	93.3%
Third Grade Language Arts Proficiency	61.0%	58.0%
High School Graduation Rate	96.4%	93.5%
Middle School Students Eligible for Free/Reduced Lunch	62.8%	54.5%

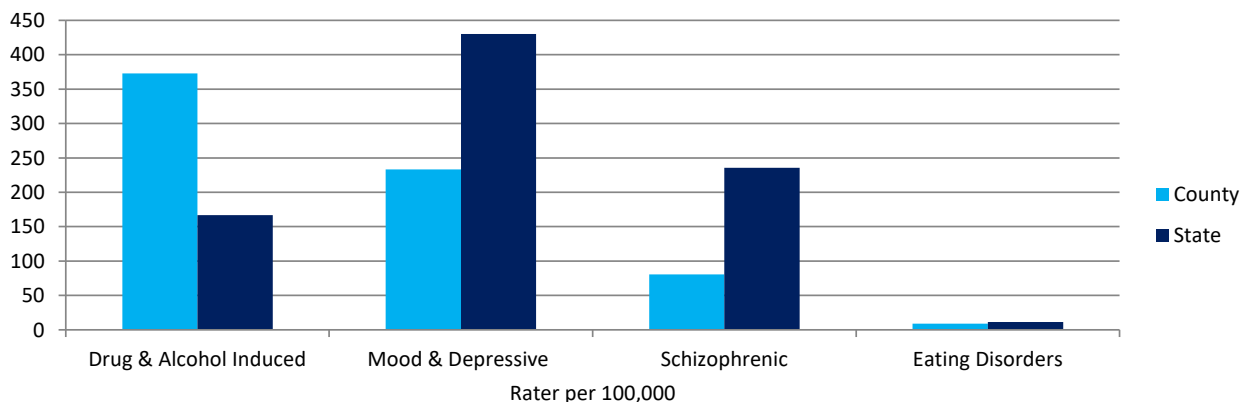
\*2021 data

## Mental Health

Rate per 100,000	County	Florida
Good Mental Health*	92.9%	86.2%
Licensed Counselors+	34.7	57.3
Total Professionals+	76.6	117.1
Non-Fatal Injury Hospitalizations by Self Harm	419.0	524.7

\*2019 data + FY ending 2021

## Mental Health Disorders



<b>Mortality &amp; Leading Causes of Death</b>	County	Florida		
	Age-Adjusted Rate / 100,000	Trend	Age-Adjusted Rate / 100,000	County Quartile
Age-Adjusted Rate per 100,000, 2020				
All Causes	479.0	Steady	748.4	1
Cancer	104.3	Positive	138.7	1
Heart Disease	80.3	Positive	145.8	1
Stroke	48.4	Negative	44.4	3
Unintentional Injury	52.2	Inconsistent	67.4	1
Chronic Lower Respiratory Disease	14.8	Positive	34.2	1
Alzheimer's Diseases	10.1	Positive	20.3	1
Diabetes	11.3	Inconsistent	23.2	1
Influenza and Pneumonia	4.6	Inconsistent	9.7	1
Suicide	15.8	Inconsistent	13.1	3

### County Health Rankings

2022	County	Florida	County Health Rankings by the Robert Wood Johnson Foundation rank all counties in a state based on health data. <b>Collier County was ranked 2nd out of the 67 counties in Florida overall. For both Health Outcomes and Health Factors, Collier County ranked among the healthiest counties in Florida (Highest 75-100%).</b> The data to the left are some of the factors tracked by County Health Rankings.
Poor Mental Health Days	4.5	4.5	
Adult Smoking	16%	15%	
Adult Obesity	26%	26%	
Physical Inactivity	25%	26%	
Diabetes Prevalence	10%	9%	
Food Insecurity	10%	12%	
Drug Overdose Deaths (rate per 100,000)	20	27.0	
Excessive Drinking	23%	20%	

Most of the data included in the 2022 rankings is from 2020.

### Maternal and Infant Health

2018-2020	County	Trend	Florida	County Quartile
Total Births (3 yr annual avg)	3,160			
Teen (15-19) Birth Rate*	17.9	Positive	16.0	2
Neonatal Death Rate (0-27 Days)*	2.5	Positive	4.0	1
Infant Death Rate (0-364 Days)*	3.4	Positive	6.0	1
Low Birthweight <2500 Grams (% of Live Births)	7.1%	Steady	8.7%	1
% of Live Births with Late or No Prenatal Care	7.3%	Steady	7.2%	3
% of Births with 1st Trimester Prenatal Care	74.0%	Steady	76.1%	2

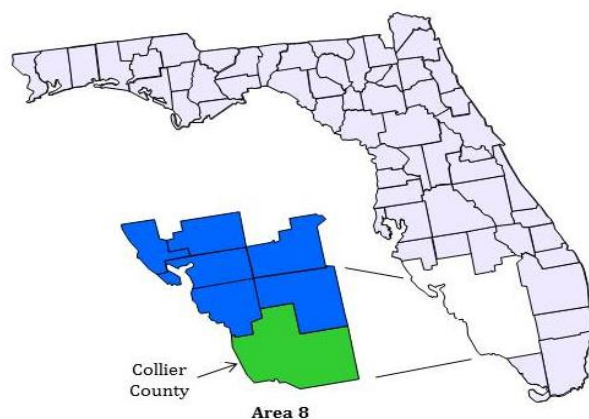
\*per 1,000 births

### Communicable Diseases

3-year rate per 100,000, 2018-2020	County	Trend	Florida	County Quartile
Infectious Syphilis Cases	5.1	Inconsistent	15.0	1
Gonorrhea Cases	48.2	Negative	172.5	1
Chlamydia	303.0	Positive	493.8	1
AIDS Cases	3.5	Positive	8.4	2
Tuberculosis Cases	6.4	Negative	2.3	4

## Collier County, Florida

Collier County includes Naples, Marco Island, and Everglades City. It also includes the unincorporated area of Immokalee. Its county seat is Naples. Collier County is the largest county by land area in the state of Florida, with a total area of 2,305 square miles. In 2018 and 2019, Collier County (Everglades City) was recognized as a Healthy Weight Community Champion. In addition, Naples/Collier County has been listed as Smithsonian's Happiest Place to Live for three years, from 2015 - 2019. The County's cost of living is slightly higher than the state average. Collier County has a primary care health shortage for the Immokalee/Everglades service area and the low-income population in Golden Gate and East Naples. There is also a dental health care shortage for their Low Income/Migrant Farmworker Population (Immokalee/Everglades). There is a mental health shortage for the low-income population. The climate is warm year-round, with a high of 77 in January (low of 53) and a high of 93 in July (low of 75).



## Health Planning Council of Southwest Florida

The Health Planning Council of Southwest Florida, Inc. is one of eleven local health planning councils in the state of Florida, serving the counties in Area 8: Charlotte, Collier, DeSoto, Glades, Hendry, Lee, and Sarasota. HPCSWF works to increase the availability and accessibility of data regarding health needs and services within the region. Of particular interest to the HPCSWF is to improve access to health care for persons with limited financial resources and to reduce disparities in health status. We offer data subscriptions for hospital and nursing home utilization reports, planning and implementation support for agencies, counties, and health departments across southwest Florida, and are available to conduct community assessments as requested.



CONNECTING THE COMMUNITY WITH HEALTH RESOURCES

Health Planning Council of Southwest Florida, Inc.  
serving Charlotte, Collier, DeSoto, Glades, Hendry, Lee & Sarasota Counties

8961 Daniels Center Drive, Ste. 401, Fort Myers, FL 33912

239.433.6700 | [www.HPCSWF.com](http://www.HPCSWF.com)

[Planning@hpcswf.com](mailto:Planning@hpcswf.com) | [Twitter.com/HPCSWF](https://twitter.com/HPCSWF)