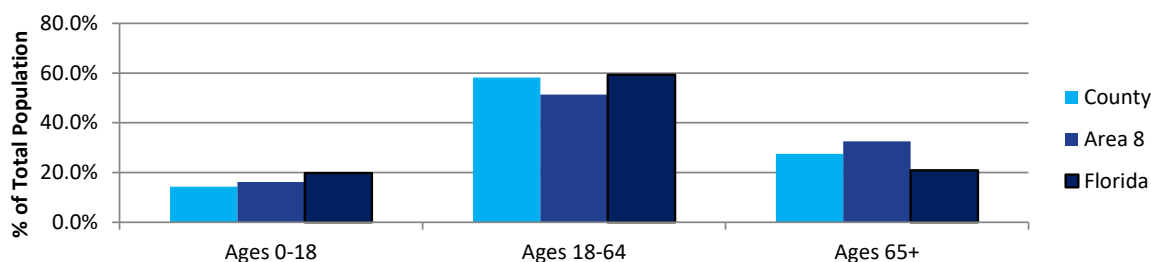


2022 Glades County, Florida Health Profile

Data for year ending 2020, unless otherwise noted

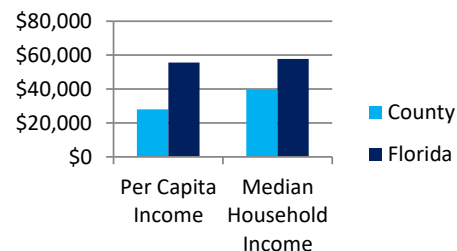
| Demographics | County | | Area 8* | | Florida | |
|--------------|--------|-------|-----------|-------|------------|-------|
| | Count | % | Count | % | Count | % |
| Total | 13,230 | 0.7% | 1,853,847 | 8.6% | 21,640,766 | |
| Male | 7,376 | 55.8% | 907,817 | 49.0% | 10,576,322 | 48.9% |
| Female | 5,854 | 44.2% | 946,030 | 51.0% | 11,064,444 | 51.1% |
| Ages 0-18 | 1,887 | 14.3% | 299,344 | 16.1% | 4,282,262 | 19.8% |
| Ages 18-64 | 7,698 | 58.2% | 951,185 | 51.3% | 12,843,483 | 59.3% |
| Ages 65+ | 3,645 | 27.6% | 603,318 | 32.5% | 4,515,021 | 20.9% |
| White | 10,415 | 78.7% | 1,643,094 | 88.6% | 16,713,931 | 77.2% |
| Black | 1,811 | 13.7% | 139,729 | 7.5% | 3,671,185 | 17.0% |
| Other | 1,004 | 7.6% | 71,024 | 3.8% | 1,225,650 | 5.7% |
| Hispanic | 2,895 | 21.9% | 373,769 | 20.2% | 5,771,094 | 26.7% |

* Area 8 includes Charlotte, Collier, DeSoto, Hendry, Glades, Lee, & Sarasota counties



| Socioeconomics | County | Trend | Florida |
|--|----------|--------------|----------|
| Per Capita Income | \$28,116 | Positive | \$55,675 |
| Median Household Income | \$39,709 | Positive | \$57,703 |
| Persons <100% of FPL | 17.1% | Inconsistent | 13.3% |
| Children under 18 years <100% of FPL | 25.9% | Positive | 18.7% |
| High School Graduate or Higher* | 71.9% | Inconsistent | 88.5% |
| Bachelor's Degree or Higher* | 11.5% | Inconsistent | 30.5% |
| Labor Force as % of Population Age 18+** | 43.8% | Inconsistent | 59.0% |
| Unemployment Rate** | 4.2% | Inconsistent | 4.6% |
| Severe Housing Cost Burden*** | 8.0% | Positive | 17.0% |
| % of Civilian Noninstitutionalized Population with a Disability*** | 17.3% | | 13.6% |

The COVID-19 pandemic has had a large impact on the economy. Some of the effects will not be seen until future years, however, they are already reflected in numbers like the unemployment rate.



FPL: Federal Poverty Level *age 25 and over **2021

*** 5 year estimates

Workforce

| Top Industries* (% of all workers) | County | Florida |
|------------------------------------|--------|---------|
| Government | 27.2% | 12.5% |
| Manufacturing | 15.5% | 4.5% |
| Financial Activities | 10.0% | 6.9% |
| Natural Resource & Mining | 8.7% | 0.8% |
| Education & Health Services | 3.9% | 15.3% |



Crime

| 3-year rate per 100,000, 2018-2020 | County | Trend | Florida | County Quartile |
|---|--------|--------------|---------|-----------------|
| Forcible Sex Offenses | 38.0 | Negative | 53.7 | 2 |
| Aggravated Assault | 187.2 | Inconsistent | 268.4 | 2 |
| Total Domestic Violence Offenses | 432.7 | Positive | 495.9 | 2 |
| Murder | 0.0 | Positive | 5.5 | 1 |
| Alcohol Confirmed Motor Vehicle Traffic Crash Fatalities* | 10.1 | | 1.8 | 4 |

*Data is not comparable to previous years

Healthcare Utilization & Resources

| Rate per 100,000 | County | Florida |
|-----------------------------------|---------|---------|
| Total Hospital Beds | 0.0 | 309.0 |
| Acute Care Beds | 0.0 | 249.9 |
| Specialty Beds | 0.0 | 59.1 |
| Nursing Home Beds | 0.0 | 396.0 |
| County Health Dept FTE* | 60.7 | 43.0 |
| County Health Dept Expenditures** | \$79.10 | \$33.40 |

*fiscal year ending 2021, FTE: full-time employees

**Dollars (\$) expended per person, fiscal year ending 2020

Licensed Health Professionals*

| Rate per 100,000† | County | Florida |
|-------------------|--------|---------|
| Physicians | 7.6 | 309.6 |
| OB/GYNs | 7.6 | 9.3 |
| Pediatricians | 0.0 | 21.9 |
| Dentists | 0.0 | 56.1 |

*Number of licensed providers does not necessarily equal the number of practicing providers. †fiscal year ending 2021

Healthcare Access*

| | Glades County Percentage of Civilian Noninstitutionalized Population | Florida Percentage of Civilian Noninstitutionalized Population | Trend** |
|--------------------------------|--|--|--------------|
| With Health Insurance Coverage | 79.5% | 87.3% | Inconsistent |
| No Health Insurance Coverage | 20.5% | 12.7% | Inconsistent |

*5 year estimates, 2016-2020

**Single year trend, 2020

School-Aged Children

| Percentages | County | Florida |
|--|--------|---------|
| Immunization at Kindergarten* | 96.7% | 93.3% |
| Third Grade Language Arts Proficiency | 62.0% | 58.0% |
| High School Graduation Rate | 88.2% | 93.5% |
| Middle School Students Eligible for Free/Reduced Lunch | 42.3% | 54.5% |

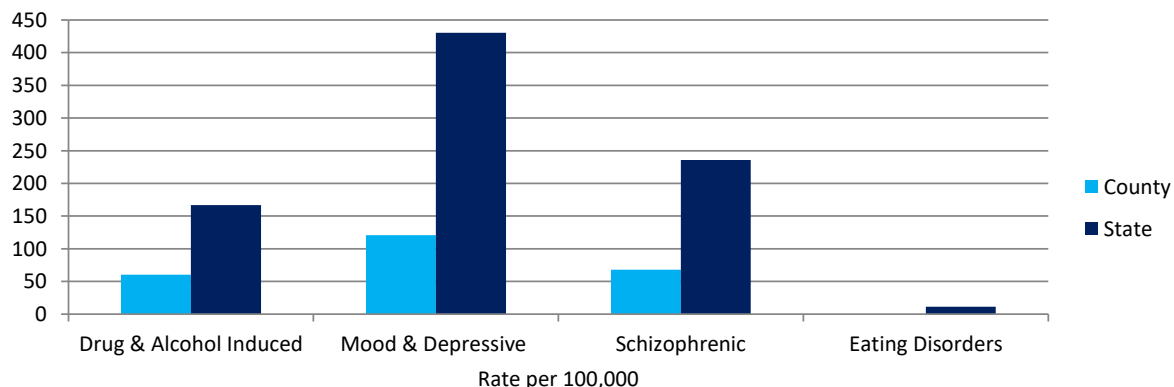
*2021 data

Mental Health

| Rate per 100,000 | County | Florida |
|--|--------|---------|
| Good Mental Health* | 89.7% | 86.2% |
| Licensed Counselors+ | 7.6 | 57.3 |
| Total Professionals+ | 7.6 | 117.1 |
| Non-Fatal Injury Hospitalizations by Self Harm | 331.49 | 524.7 |

*2019 data + FY ending 2021

Mental Health Disorders



| Mortality & Leading Causes of Death | County | | Florida | |
|--|-----------------------------|--------------|-----------------------------|-----------------|
| | Age-Adjusted Rate / 100,000 | Trend | Age-Adjusted Rate / 100,000 | County Quartile |
| Age-Adjusted Rate per 100,000, 2020 | | | | |
| All Causes | 673.4 | Negative | 748.4 | 1 |
| Cancer | 118.9 | Inconsistent | 138.7 | 1 |
| Heart Disease | 169.6 | Inconsistent | 145.8 | 3 |
| Unintentional Injury | 82.5 | Inconsistent | 67.4 | 3 |
| Stroke | 18.4 | Inconsistent | 44.4 | 1 |
| Alzheimer's Disease | 0.0 | Inconsistent | 20.3 | 1 |
| Chronic Lower Respiratory Disease | 37.7 | Inconsistent | 34.2 | 2 |
| Diabetes | 20.3 | Steady | 23.2 | 2 |
| Suicide | 14.9 | Inconsistent | 13.1 | 2 |

County Health Rankings

| 2022 | County | Florida | |
|---|--------|---------|---|
| Poor Mental Health Days | 5.4 | 4.5 | County Health Rankings by the Robert Wood Johnson Foundation rank all counties in a state based on health data. Glades County was ranked 52nd out of the 67 counties in Florida overall. For both Health Outcomes and Health Factors, Glades County was ranked least healthy (Lowest 0-25%). The data to the left are some of the factors tracked by County Health Rankings. |
| Adult Smoking | 24% | 15% | |
| Adult Obesity | 37% | 26% | |
| Physical Inactivity | 37% | 26% | |
| Diabetes Prevalence | 14% | 9% | |
| Food Insecurity | 14% | 12% | |
| Drug Overdose Deaths (rate per 100,000) | 26 | 27 | |
| Excessive Drinking | 20% | 20% | |

Most of the data included in the 2022 rankings is from 2020.

Maternal and Infant Health

| 2018-2020 | County | Trend | Florida | County Quartile |
|--|--------|--------------|---------|-----------------|
| Total Births (3 yr annual avg) | 63 | | | |
| Teen (15-19) Birth Rate* | 14.1 | Inconsistent | 16.0 | 1 |
| Neonatal Death Rate (0-27 Days)* | 5.3 | Inconsistent | 4.0 | 3 |
| Infant Death Rate (0-364 Days)* | 10.5 | Inconsistent | 6.0 | 4 |
| Low Birthweight <2500 Grams (% of Live Births) | 9.5% | Inconsistent | 8.7% | 3 |
| % of Live Births with Late or No Prenatal Care | 4.2% | Inconsistent | 7.2% | 1 |
| % of Births with 1st Trimester Prenatal Care | 81.4% | Inconsistent | 76.1% | 4 |

*per 1,000 births; Note: Numbers are small

Communicable Diseases

| 3-year rate per 100,000, 2018-2020 | County | Trend | Florida | County Quartile |
|------------------------------------|--------|--------------|---------|-----------------|
| Infectious Syphilis Cases | 2.5 | Inconsistent | 15.0 | 1 |
| Gonorrhea Cases | 65.8 | Negative | 172.5 | 1 |
| Chlamydia | 463.0 | Inconsistent | 493.8 | 3 |
| AIDS Cases | 5.1 | Inconsistent | 8.4 | 2 |
| Tuberculosis Cases | 5.0 | Negative | 2.3 | 4 |

Please note that in counties with smaller populations, a small number of incidents can have a large impact on the rates for the county.

Glades County, Florida

Glades County includes Moore Haven, which is its county seat. A rural county, Glades has a population density of 16.9 people per square mile, as compared to the Florida average of 407.0 people per square mile. It has the lowest population density in Area 8. Approximately eighteen percent of its area consists of water, including Lake Okeechobee, the largest freshwater lake in Florida. The climate is warm year-round, with a high of 73 in January (low of 50), and a high of 94 in July (low of 73). In 2018, Glades County was recognized as a Healthy Weight Community Champion. The cost of living in Glades County is the lowest in Area 8. Major private-sector employers include Moore Haven Correctional Facility, Lykes Bros., and Brighton Seminole Bingo. Glades County has a primary medical care shortage for the entire county, a dental health care shortage for the whole county, and a mental health care shortage for the whole county.



Health Planning Council of Southwest Florida

The Health Planning Council of Southwest Florida, Inc. is one of eleven local health planning councils in the state of Florida, serving the counties in Area 8: Charlotte, Collier, DeSoto, Glades, Hendry, Lee, and Sarasota. HPCSWF works to increase the availability and accessibility of data regarding health needs and services within the region.

Of particular interest to the HPCSWF is to improve access to health care for persons with limited financial resources and to reduce disparities in health status. We offer data subscriptions for hospital and nursing home utilization reports, planning and implementation support for agencies, counties, and health departments across southwest Florida, and are available to conduct community assessments as requested.



Health Planning Council of Southwest Florida, Inc.
serving Charlotte, Collier, DeSoto, Glades, Hendry, Lee & Sarasota Counties

8961 Daniels Center Drive, Ste. 401, Fort Myers, FL 33912

239.433.6700 | www.HPCSWF.com

Planning@hpcswf.com | [Twitter.com/HPCSWF](https://twitter.com/HPCSWF)