

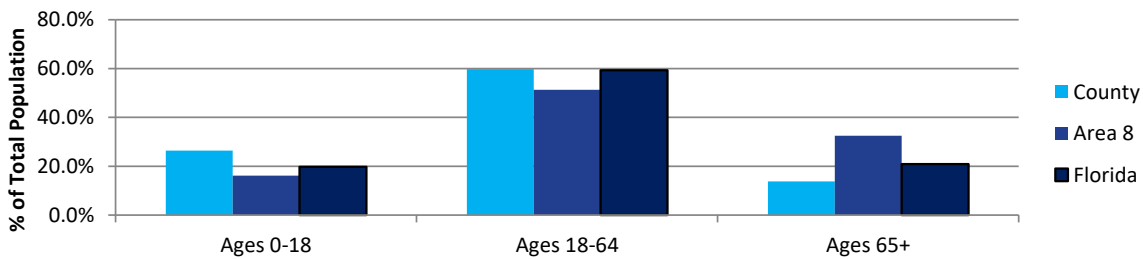
2022 Hendry County, Florida Health Profile

Data for year ending 2020, unless otherwise noted

Demographics

	County		Area 8*		Florida	
Total	40,594	2.2%	1,853,847	8.6%	21,640,766	
Male	21,496	53.0%	907,817	49.0%	10,576,322	48.9%
Female	19,098	47.0%	946,030	51.0%	11,064,444	51.1%
Ages 0-18	10,733	26.4%	299,344	16.1%	4,282,262	19.8%
Ages 18-64	24,270	59.8%	951,185	51.3%	12,843,483	59.3%
Ages 65+	5,591	13.8%	603,318	32.5%	4,515,021	20.9%
White	33,778	83.2%	1,643,094	88.6%	16,713,931	77.2%
Black	4,804	11.8%	139,729	7.5%	3,671,185	17.0%
Other	2,012	5.0%	71,024	3.8%	1,225,650	5.7%
Hispanic	22,469	55.4%	373,769	20.2%	5,771,094	26.7%

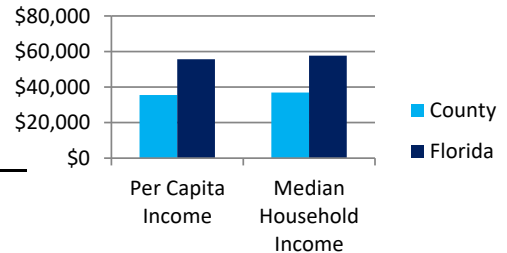
* Area 8 includes Charlotte, Collier, DeSoto, Hendry, Glades, Lee, & Sarasota counties



Socioeconomics

	County	Trend	Florida
Per Capita Income	\$35,546	Positive	\$55,675
Median Household Income	\$36,978	Positive	\$57,703
Persons <100% of FPL	26.8%	Inconsistent	13.3%
Children under 18 years <100% of FPL	37.2%	Positive	18.7%
High School Graduate or Higher*	69.1%	Positive	88.5%
Bachelor's Degree or Higher*	8.2%	Steady	30.5%
Labor Force as % of Population Age 18+**	52.2%	Negative	59.0%
Unemployment Rate**	6.1%	Inconsistent	4.6%
Severe Housing Cost Burden***	17.0%	Steady	17.0%
% of Civilian Noninstitutionalized Population with a Disability***	11.6%		13.6%

The COVID-19 pandemic has had a large impact on the economy. Some of the effects will not be seen until future years, however, they are already reflected in numbers like the unemployment rate.



FPL: Federal Poverty Level *age 25 and over **2021

*** 5 year estimates

Workforce

Top Industries (% of all workers)	County	Florida
Government	18.3%	12.5%
Manufacturing	16.2%	4.5%
Education & Health Services	8.6%	15.3%
Natural Resource & Mining	7.5%	0.8%
Professional & Business Services	6.7%	16.1%



Crime

3-year rate per 100,000, 2018-2020	County	Trend	Florida	County Quartile
Forcible Sex Offenses	75.6	Inconsistent	53.7	4
Aggravated Assault	303.2	Positive	268.4	3
Total Domestic Violence Offenses	621.4	Steady	495.9	3
Murder	12.5	Negative	5.5	4
Alcohol Confirmed Motor Vehicle Traffic Crash Fatalities*	2.5		1.8	3

*Data is not comparable to previous years

Healthcare Utilization & Resources

Rate per 100,000	County	Florida
Total Hospital Beds	62.3	309.0
Acute Care Beds	62.3	249.9
Specialty Beds	0.0	59.1
Nursing Home Beds	618.1	396.0
County Health Dept FTE*	173.6	43.0
County Health Dept Expenditures**	\$135.10	\$33.40

*fiscal year ending 2021, FTE: full-time employees

**Dollars (\$) expended per person, fiscal year ending 2020

Licensed Health Professionals*

Rate per 100,000†	County	Florida
Physicians	48.2	309.6
OB/GYNs	0.0	9.3
Pediatricians	9.1	21.9
Dentists	19.1	56.1

*Number of licensed providers may not equal the number of practicing providers. †fiscal year ending 2021

Healthcare Access*

	Glades County Percentage of Civilian Noninstitutionalized Population	Florida Percentage of Civilian Noninstitutionalized Population	Trend**
With Health Insurance Coverage	75.7%	87.3%	Positive
No Health Insurance Coverage	24.3%	12.7%	Positive

*5 year estimates, 2016-2020

**Single year trend, 2020

School-Aged Children

Percentages	County	Florida
Immunization at Kindergarten*	95.1%	93.3%
Third Grade Language Arts Proficiency	47.0%	58.0%
High School Graduation Rate	89.1%	93.5%
Middle School Students Eligible for Free/Reduced Lunch	66.6%	54.5%

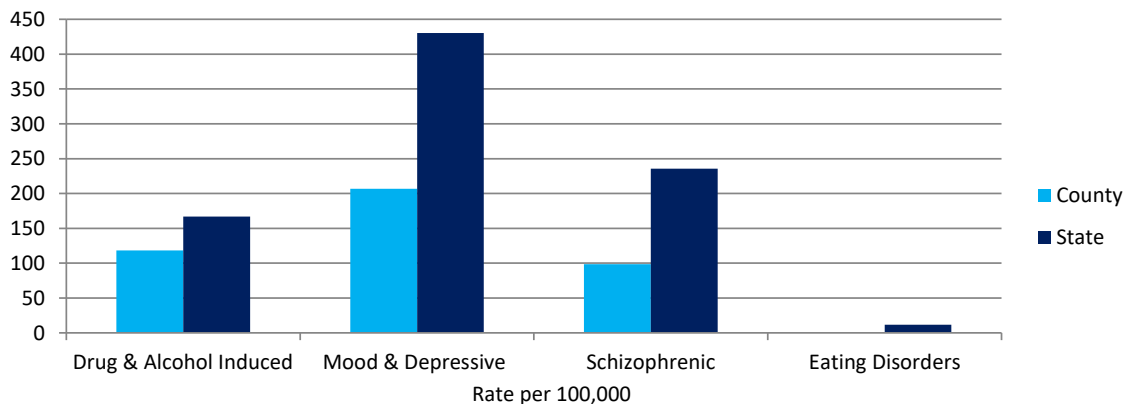
*2021 data

Mental Health

Rate per 100,000	County	Florida
Good Mental Health*	86.2%	86.2%
Licensed Counselors+	10.8	57.3
Total Professionals+	39.4	117.1
Non-Fatal Injury Hospitalizations by Self Harm	700.6	524.7

*2019 data + FY ending 2021

Mental Health Disorders



Mortality & Leading Causes of Death	County		Florida	
	Age-Adjusted Rate / 100,000	Trend	Age-Adjusted Rate / 100,000	County Quartile
Age-Adjusted Rate per 100,000, 2020				
All Causes	861.4	Inconsistent	748.4	2
Heart Disease	189.4	Steady	145.8	4
Cancer	114.0	Inconsistent	138.7	1
Unintentional Injury	74.3	Inconsistent	67.4	3
Chronic Lower Respiratory Disease	23.3	Positive	34.2	1
Stroke	51.1	Negative	44.4	4
Diabetes	39.1	Positive	23.2	4
Suicide	11.9	Inconsistent	13.1	1
Alzheimer's Disease	24.6	Inconsistent	20.3	3

County Health Rankings

2022	County	Florida	
Poor Mental Health Days	5.8	4.5	<p>County Health Rankings by the Robert Wood Johnson Foundation rank all counties in a state based on health data. Hendry County was ranked 44th out of the 67 counties in Florida overall. For Hendry County, Health Outcomes was ranked lower-middle range (Lower 25-50%) and Health Factors was ranked least healthy (Lowest 0-25%). The data to the left are some of the factors tracked by County Health Rankings.</p>
Adult Smoking	22%	15%	
Adult Obesity	42%	26%	
Physical Inactivity	42%	26%	
Diabetes Prevalence	16%	9%	
Food Insecurity	15%	12%	
Drug Overdose Deaths (rate per 100,000)	20.0	27.0	
Excessive Drinking	18%	20%	

Most of the data included in the 2022 rankings is from 2020.

Maternal and Infant Health

2018-2020	County	Trend	Florida	County Quartile
Total Births (3 yr annual avg)	565			
Teen (15-19) Birth Rate*	33.1	Positive	16.0	4
Neonatal Death Rate (0-27 Days)*	4.7	Inconsistent	4.0	3
Infant Death Rate (0-364 Days)*	6.5	Inconsistent	6.0	3
Low Birthweight <2500 Grams (% of Live Births)	9.1%	Negative	8.7%	3
% of Live Births with Late or No Prenatal Care	7.6%	Negative	7.2%	3
% of Births with 1st Trimester Prenatal Care	72.8%	Steady	76.1%	2

*per 1,000 births; Note: Numbers are small

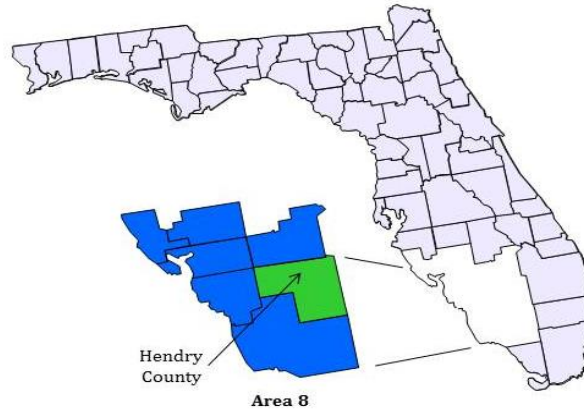
Communicable Diseases

3-year rate per 100,000, 2018-2020	County	Trend	Florida	County Quartile
Infectious Syphilis Cases	5.0	Inconsistent	15.0	1
Gonorrhea Cases	109.7	Inconsistent	172.5	2
Chlamydia	538.4	Positive	493.8	4
AIDS Cases	12.5	Inconsistent	8.4	4
Tuberculosis Cases	3.3	Steady	2.3	4

Please note that in counties with smaller populations, a small number of incidents can have a large impact on the rates for the county.

Hendry County, Florida

Hendry County includes the towns of Clewiston and LaBelle. Its county seat is LaBelle. A rural county, Hendry has a population density of 35.4 people per square mile, as compared to the Florida average of 407.0 people per square mile. The cost of living in Hendry County is below the state average. In 2017, Hendry County was recognized as a Healthy Weight Community Champion. Hendry County has a primary medical care shortage for the entire county. There is a dental shortage for low income/migrant farmworker population. For the whole county, there is a mental health shortage. The climate remains steadily warm throughout the year, with a high of 76 in January (low of 50), and a high of 93 in July (low of 71).



Health Planning Council of Southwest Florida

The Health Planning Council of Southwest Florida, Inc. is one of eleven local health planning councils in the state of Florida, serving the counties in Area 8: Charlotte, Collier, DeSoto, Glades, Hendry, Lee, and Sarasota. HPCSWF works to increase the availability and accessibility of data regarding health needs and services within the region. Of particular interest to the HPCSWF is to improve access to health care for persons with limited financial resources and to reduce disparities in health status. We offer data subscriptions for hospital and nursing home utilization reports, planning and implementation support for agencies, counties, and health departments across southwest Florida, and are available to conduct community assessments as requested.



Health Planning Council of Southwest Florida, Inc.
serving Charlotte, Collier, DeSoto, Glades, Hendry, Lee & Sarasota Counties
8961 Daniels Center Drive, Ste. 401, Fort Myers, FL 33912
239.433.6700 | www.HPCSWF.com
Planning@hpcswf.com | [Twitter.com/HPCSWF](https://twitter.com/HPCSWF)