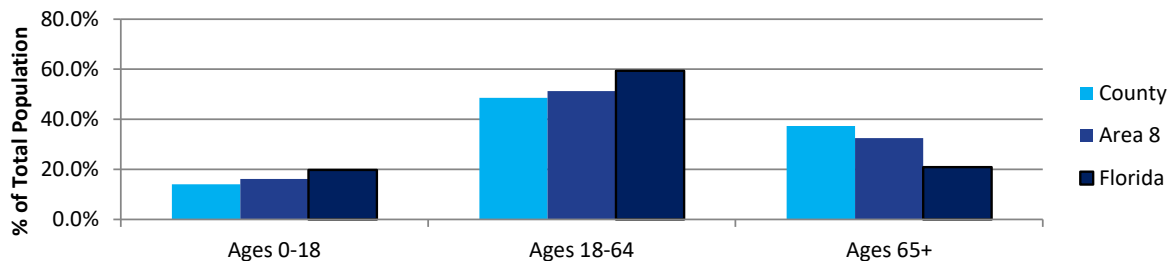


2022 Sarasota County, Florida Health Profile

Data for year ending 2020, unless otherwise noted

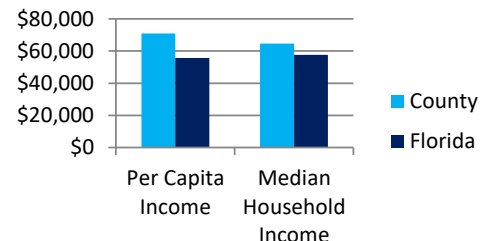
Demographics	County		Area 8*		Florida	
	Count	%	Count	%	Count	%
Total	434,853	23.5%	1,853,847	8.6%	21,640,766	
Male	207,102	47.6%	907,817	49.0%	10,576,322	48.9%
Female	227,751	52.4%	946,030	51.0%	11,064,444	51.1%
Ages 0-18	61,207	14.1%	299,344	16.1%	4,282,262	19.8%
Ages 18-64	211,280	48.6%	951,185	51.3%	12,843,483	59.3%
Ages 65+	162,366	37.3%	603,318	32.5%	4,515,021	20.9%
White	397,820	91.5%	1,643,094	88.6%	16,713,931	77.2%
Black	20,594	4.7%	139,729	7.5%	3,671,185	17.0%
Other	16,439	3.8%	71,024	3.8%	1,225,650	5.7%
Hispanic	41,567	9.6%	373,769	20.2%	5,771,094	26.7%

* Area 8 includes Charlotte, Collier, DeSoto, Hendry, Glades, Lee, & Sarasota counties



Socioeconomics	County	Trend	Florida
Per Capita Income	\$70,884	Positive	\$55,675
Median Household Income	\$64,644	Positive	\$57,703
Persons <100% of FPL	8.7%	Inconsistent	13.3%
Children under 18 years <100% of FPL	12.9%	Inconsistent	18.7%
High School Graduate or Higher*	93.2%	Steady	88.5%
Bachelor's Degree or Higher*	36.4%	Positive	30.5%
Labor Force as % of Population Age 18+**	49.9%	Negative	59.0%
Unemployment Rate**	3.8%	Inconsistent	4.6%
Severe Housing Cost Burden***	14.0%	Steady	17.0%
% of Civilian Noninstitutionalized Population with a Disability***	15.3%		13.6%

The COVID-19 pandemic has had a large impact on the economy. Some of the effects will not be seen until future years, however, they are already reflected in numbers like the unemployment rate.



FPL: Federal Poverty Level *age 25 and over **2021

*** 5 year estimates

Workforce

Top Industries (% of all workers)	County	Florida
Professional & Business Services	20.7%	16.1%
Manufacturing	17.5%	4.5%
Financial Activities	15.2%	6.9%
Education & Health Services	13.2%	15.3%
Natural Resource & Mining	9.0%	0.8%



Crime

3-year rate per 100,000, 2018-2020	County	Trend	Florida	County Quartile
Forcible Sex Offenses	24.8	Inconsistent	53.7	1
Aggravated Assault	167.0	Steady	268.4	1
Total Domestic Violence Offenses	301.1	Positive	495.9	1
Murder	2.0	Positive	5.5	1
Alcohol Confirmed Motor Vehicle Crash Fatalities*	2.1		1.8	2

*Data is not comparable to previous years

Healthcare Utilization & Resources

Rate per 100,000	County	Florida
Total Hospital Beds	362.0	309.0
Acute Care Beds	285.7	249.9
Specialty Beds	76.3	59.1
Nursing Home Beds	718.6	396.0
County Health Dept FTE*	76.5	43.0
County Health Dept Expenditures**	\$51.30	\$33.40

*fiscal year ending 2021, FTE: full-time employees

**Dollars (\$) expended per person, fiscal year ending 2020

Licensed Health Professionals*

Rate per 100,000†	County	Florida
Physicians	380.4	309.6
OB/GYNs	12.4	9.3
Pediatricians	16.9	21.9
Dentists	72.9	56.1

*Number of licensed providers may not equal the number of practicing providers. †fiscal year ending 2021

Healthcare Access*

	Sarasota County Percentage of Civilian Noninstitutionalized Population	Florida Percentage of Civilian Noninstitutionalized Population	Trend**
With Health Insurance Coverage	89.1%	87.3%	Inconsistent
No Health Insurance Coverage	10.9%	12.7%	Inconsistent

*5 year estimates, 2016-2020

**Single year trend, 2020

School-Age Children

Percentages	County	Florida
Immunization at Kindergarten*	94.4%	93.3%
Third Grade Language Arts Proficiency	70.0%	58.0%
High School Graduation Rate	95.0%	93.5%
Middle School Students Eligible for Free/Reduced Lunch	44.1%	54.5%

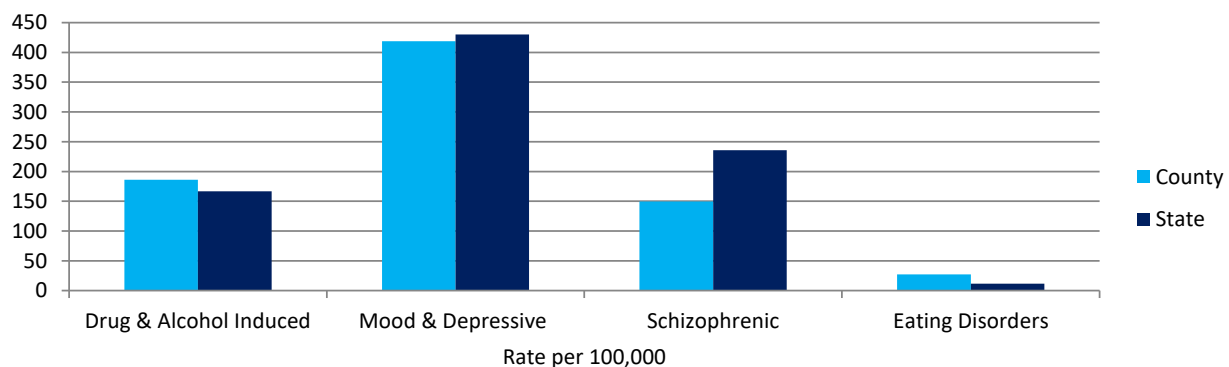
*2021 data

Mental Health

Rate per 100,000	County	Florida
Good Mental Health*	88.8%	86.2%
Licensed Counselors+	74.0	57.3
Total Professionals+	152.7	117.1
Non-Fatal Injury Hospitalizations by Self Harm	539.4	524.7

*2019 data + FY ending 2021

Mental Health Disorders



Mortality & Leading Causes of Death	County	Florida		
	Age-Adjusted Rate / 100,000	Trend	Age-Adjusted Rate / 100,000	County Quartile
Age-Adjusted Rate per 100,000, 2020				
All Causes	662.7	Inconsistent	748.4	1
Cancer	142.3	Negative	138.7	2
Heart Disease	109.7	Steady	145.8	1
Stroke	26.1	Positive	44.4	1
Alzheimer's Disease	22.1	Inconsistent	20.3	3
Chronic Lower Respiratory Disease	24.8	Steady	34.2	1
Unintentional Injury	88.1	Inconsistent	67.4	3
Influenza and Pneumonia	10.2	Inconsistent	9.7	3
Diabetes	13.4	Inconsistent	23.2	1
Suicide	15.9	Negative	13.1	3

County Health Rankings

2022	County	Florida	
Poor Mental Health Days	4.7	4.5	County Health Rankings by the Robert Wood Johnson Foundation ranks all counties in a state based on health data. Sarasota County was ranked 7th out of the 67 counties in Florida overall. For both Health Outcomes and Health Factors Sarasota County ranked among the healthiest counties in Florida (Highest 75-100%). The data to the left are some of the factors tracked by County Health Rankings.
Adult Smoking	17%	15%	
Adult Obesity	27%	26%	
Physical Inactivity	23%	26%	
Diabetes Prevalence	9%	9%	
Food Insecurity	11%	12%	
Drug Overdose Deaths (rate per 100,000)	28	27.0	
Excessive drinking	25%	20%	

Most of the data included in the 2022 rankings is from 2020.

Maternal and Infant Health

2018-2020	County	Trend	Florida	County Quartile
Total Births (3 yr annual avg)	2,804			
Teen (15-19) Birth Rate*	13.1	Positive	16.0	1
Neonatal Death Rate (0-27 Days)*	2.9	Inconsistent	4.0	1
Infant Death Rate (0-364 Days)*	4.5	Steady	6.0	1
Low Birthweight <2500 Grams (% of Live Births)	7.6%	Steady	8.7%	1
% of Live Births with Late or No Prenatal Care	6.2%	Negative	7.2%	2
% of Births with 1st Trimester Prenatal Care	74.0%	Steady	76.1%	3

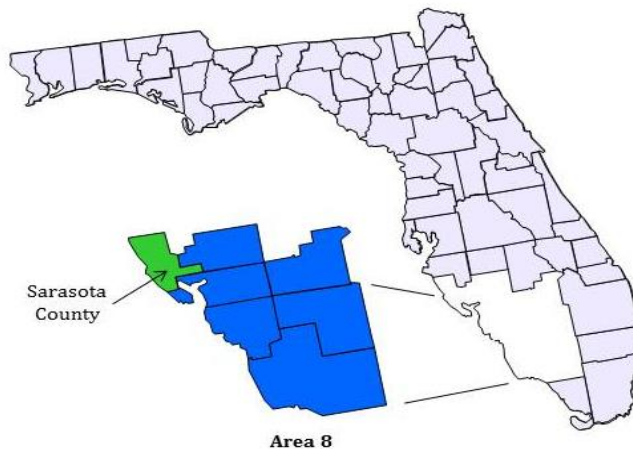
*per 1,000 births

Communicable Diseases

3-year rate per 100,000, 2018-2020	County	Trend	Florida	County Quartile
Infectious Syphilis Cases	12.6	Negative	15.0	3
Gonorrhea Cases	88.5	Inconsistent	172.5	1
Chlamydia	259.2	Inconsistent	493.8	1
AIDS Cases	2.8	Positive	8.4	1
Tuberculosis Cases	1.3	Steady	2.3	3

Sarasota County, Florida

Sarasota County includes Sarasota, North Port, Venice, Longboat Key, and Siesta Key. Its county seat is Sarasota and its largest city, in both land mass and the population is North Port. Sarasota was named to Forbes' List of 25 Best Places to Retire in 2019. Sarasota County has been recognized by the Florida Department of Health as a Healthy Weight Community Champion for five consecutive years. The cost of living in Sarasota County is higher than the state average. Sarasota County has a primary health care shortage for their low-income populations in Venice, Sarasota, and North Port/South Venice. Sarasota County also has a dental health care shortage for their low-income populations in North Port/South Venice and Sarasota Service Area. The climate remains warm throughout the year, with a high of 75 in January (low of 49), and a high of 93 in July (low of 72).



Health Planning Council of Southwest Florida

The Health Planning Council of Southwest Florida, Inc. is one of eleven local health planning councils in the state of Florida, serving the counties in Area 8: Charlotte, Collier, DeSoto, Glades, Hendry, Lee, and Sarasota. HPCSWF works to increase the availability and accessibility of data regarding health needs and services within the region. Of particular interest to the HPCSWF is to improve access to health care for persons with limited financial resources and to reduce disparities in health status. We offer data subscriptions for hospital and nursing home utilization reports, planning and implementation support for agencies, counties, and health departments across southwest Florida, and are available to conduct community assessments as requested.



Health Planning Council of Southwest Florida, Inc.

8961 Daniels Center Drive, Ste. 401, Fort Myers, FL 33912

239.433.6700 | www.HPCSWF.com

Planning@hpcswf.com | [Twitter.com/HPCSWF](https://twitter.com/HPCSWF)