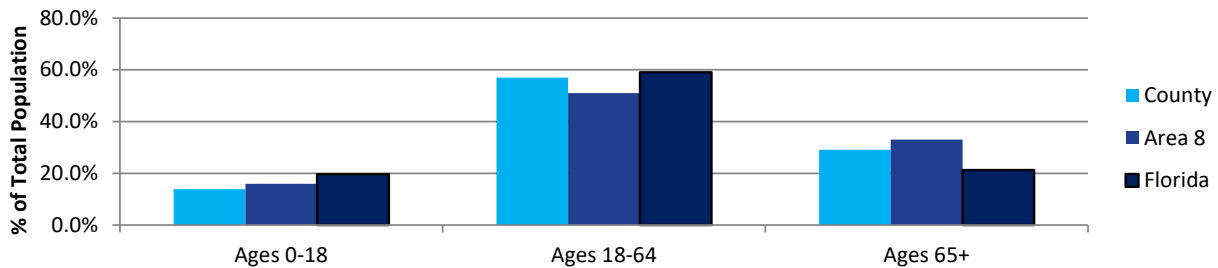


2023 Glades County, Florida Health Profile

Data for year ending 2021, unless otherwise noted

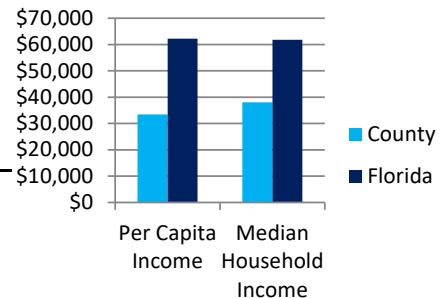
Demographics	County		Area 8*		Florida	
	Count	%	Count	%	Count	%
Total	14,040	0.7%	1,905,652	8.7%	22,005,587	
Male	7,805	55.6%	932,822	49.0%	10,753,083	48.9%
Female	6,235	44.4%	972,830	51.0%	11,252,504	51.1%
Ages 0-18	1,950	13.9%	303,649	15.9%	4,314,627	19.6%
Ages 18-64	8,008	57.0%	972,470	51.0%	13,004,777	59.1%
Ages 65+	4,082	29.1%	629,533	33.0%	4,686,183	21.3%
White	11,096	79.0%	1,686,566	88.5%	16,956,037	77.1%
Black	1,919	13.7%	144,054	7.6%	3,744,736	17.0%
Other	1,025	7.3%	75,032	3.9%	1,304,814	5.9%
Hispanic	3,061	21.8%	388,244	20.4%	5,881,467	26.7%

* Area 8 includes Charlotte, Collier, DeSoto, Hendry, Glades, Lee, & Sarasota counties



Socioeconomics	County	Trend	Florida
Per Capita Income	\$33,401	Positive	\$62,270
Median Household Income	\$38,088	Positive	\$61,777
Persons <100% of FPL	19.9%	Inconsistent	13.1%
Children under 18 years <100% of FPL	30.3%	Positive	18.2%
High School Graduate or Higher*	69.4%	Inconsistent	89.0%
Bachelor's Degree or Higher*	13.4%	Inconsistent	31.5%
Labor Force as % of Population Age 18+**	50.3%	Inconsistent	59.0%
Unemployment Rate**	4.2%	Inconsistent	4.6%
Households with Access to the Internet	69.1%	Positive	87.2%
% of Civilian Noninstitutionalized Population with a Disability***	18.5%		13.4%

The COVID-19 pandemic has had a large impact on the economy. Some of the effects will not be seen until future years, however, they are already reflected in numbers like the



FPL: Federal Poverty Level *age 25 and over **2021

*** 5 year estimates

Workforce

Top Industries* (% of all workers)	County	Florida
Government	26.3%	11.8%
Natural Resource & Mining	20.3%	0.8%
Trade, Transportation, & Utilities	14.3%	20.7%
Professional & Business Services	11.1%	16.5%
Manufacturing	8.5%	4.4%



Crime

3-year rate per 100,000, 2018-2020	County	Trend	Florida	County Quartile
Forcible Sex Offenses	38.0	Negative	53.7	2
Aggravated Assault	187.2	Positive	268.4	2
Total Domestic Violence Offenses	432.7	Positive	495.9	2
Murder	0.0	Steady	5.5	1
Alcohol Confirmed Motor Vehicle Traffic Crash Fatalities*	7.4	Positive	1.8	4

*3-year rate per 100,000, 2019-2021

Healthcare Utilization & Resources

Rate per 100,000	County	Florida
Total Hospital Beds	0.0	316.0
Acute Care Beds	0.0	247.1
Specialty Beds	0.0	69.0
Nursing Home Beds*	0.0	386.5
County Health Dept FTE**	71.2	47.0
County Health Dept Expenditures***	\$74.50	\$32.80

*2020 **fiscal year ending 2021, FTE: full-time employees

**Dollars (\$) expended per person, fiscal year ending 2021

Licensed Health Professionals*

Rate per 100,000†	County	Florida
Physicians	7.1	308.8
OB/GYNs	7.1	9.1
Pediatricians	0.0	21.6
Dentists	0.0	55.7

*Number of licensed providers does not necessarily equal the number of practicing providers. †fiscal year ending 2021

Healthcare Access*

	Glades County Percentage of Civilian Noninstitutionalized Population	Florida Percentage of Civilian Noninstitutionalized Population	Trend**
With Health Insurance Coverage	79.1%	87.4%	Inconsistent
No Health Insurance Coverage	20.9%	12.6%	Inconsistent

*5 year estimates, 2017-2021

**Single year trend, 2021

School-Aged Children

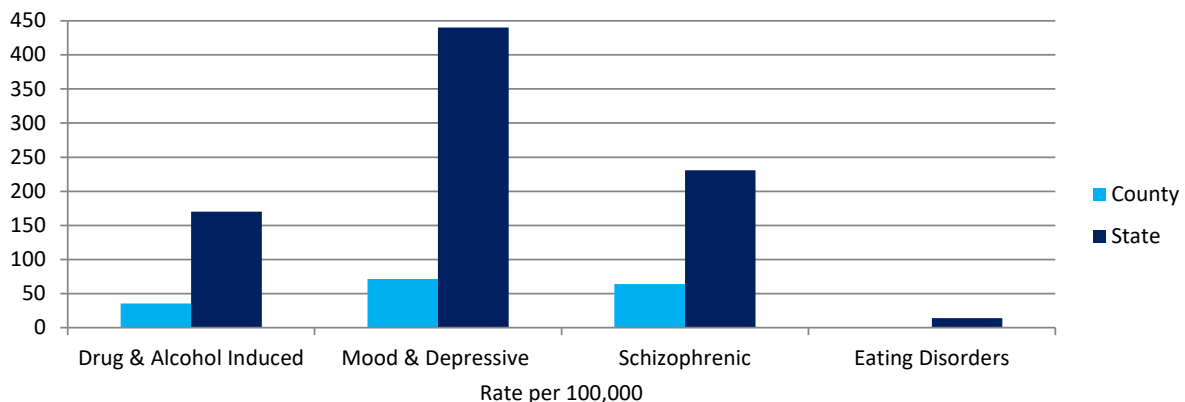
Percentages	County	Florida
Immunization at Kindergarten	95.3%	93.5%
Third Grade Language Arts Proficiency	38.0%	54.0%
High School Graduation Rate	84.6%	94.0%
Middle School Students Eligible for Free/Reduced Lunch	47.8%	55.1%

Mental Health

Rate per 100,000	County	Florida
Good Mental Health*	89.7%	86.2%
Licensed Counselors+	7.6	57.3
Total Professionals+	7.6	117.1
Non-Fatal Injury Hospitalizations by Self Harm	331.5	524.7

*2019 data + FY ending 2021

Mental Health Disorders



Mortality & Leading Causes of Death Age-Adjusted Rate per 100,000, 2021	County		Florida
	Age-Adjusted Rate / 100,000	Trend	Age-Adjusted Rate / 100,000
All Causes	666.3	Inconsistent	802.9
Cancer	128.1	Inconsistent	137.7
Heart Disease	131.3	Inconsistent	144.1
COVID-19	85.5		108.8
Chronic Lower Respiratory Disease	46.0	Negative	30.7
Unintentional Injury	70.8	Inconsistent	72.8
Stroke	39.7	Inconsistent	43.7
Septicemia	16.8	Inconsistent	8.5
Alzheimer's Disease	10.5	Inconsistent	18.1

County Health Rankings

2022	County	Florida	
Poor Mental Health Days	5.2	4.2	County Health Rankings by the Johnson Foundation rank all counties based on health data. Glades ranked 52nd out of the 67 counties in Florida overall. For both Health and Health Factors, Glades ranked least healthy (Lowest data to the left are some of the factors) by County Health Rankings
Adult Smoking	25%	16%	
Adult Obesity	40%	28%	
Physical Inactivity	33%	26%	
Diabetes Prevalence	13%	10%	
Food Insecurity	12%	11%	
Drug Overdose Deaths (rate per 100,000)	26	27.0	
Excessive Drinking	18%	17%	

Most of the data included in the 2022 rankings is from 2020.

Maternal and Infant Health

2019-2021	County	Trend	Florida
Total Births (3 yr annual avg)	62		
Teen (15-19) Birth Rate*	16.8	Negative	14.9
Neonatal Death Rate (0-27 Days)*	10.7	Inconsistent	4.0
Infant Death Rate (0-364 Days)*	10.7	Inconsistent	5.9
Low Birthweight <2500 Grams (% of Live Births)	8.6%	Positive	8.8%
% of Live Births with Late or No Prenatal Care	4.7%	Inconsistent	7.7%
% of Births with 1st Trimester Prenatal Care	77.1%	Inconsistent	75.3%

*per 1,000 births; Note: Numbers are small

Communicable Diseases

3-year rate per 100,000, 2019-2021	County	Trend	Florida
Infectious Syphilis Cases	2.5	Steady	17.3
Gonorrhea Cases	74.3	Negative	188.4
Chlamydia	388.9	Inconsistent	485.5
AIDS Cases	7.4	Inconsistent	8.2
Tuberculosis Cases	5.0	Negative	2.3

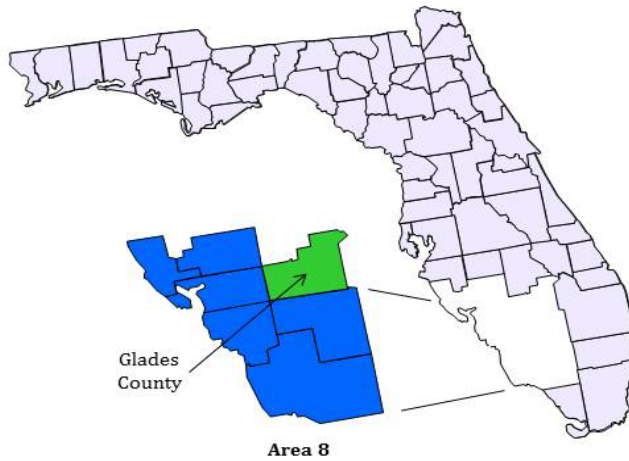
Please note that in counties with smaller populations, a small number of incidents can have a large impact on the rates for

Glades County, Florida

Glades County includes Moore Haven, which is its county seat. A rural county, Glades has a population density of 16.9 people per square mile, as compared to the Florida average of 407.0 people per square mile. It has the lowest population density in Area 8. Approximately eighteen percent of its area consists of water, including Lake Okeechobee, the largest freshwater lake in Florida. The climate is warm year-round, with a high of 73 in January (low of 50), and a high of 94 in July (low of 73). In 2018, Glades County was recognized as a Healthy Weight Community Champion. The cost of living in Glades County is the lowest in Area 8. Major private-sector employers include Moore Haven Correctional Facility, Lykes Bros., and Brighton Seminole Bingo. Glades County has a primary medical care shortage for the entire county, a dental health care shortage for the whole county, and a mental health care shortage for the whole county.

County Quartile
1
1
1
3
3
2
4
1

Robert Wood
 enties in a state
County was
counties in
lth Outcomes
County was
: 0-25%). The
 factors tracked
 kings.



Health Planning Council of Southwest Florida

The Health Planning Council of Southwest Florida, Inc. is one of eleven local health planning councils in the state of Florida, serving the counties in Area 8: Charlotte, Collier, DeSoto, Glades, Hendry, Lee, and Sarasota. HPCSWF works to increase the availability and accessibility of data regarding health needs and services within the region. Of particular interest to the HPCSWF is to improve access to health care for persons with limited financial resources and to reduce disparities in health status. We offer data subscriptions for hospital and nursing home utilization reports, planning and implementation support for agencies, counties, and health departments across southwest Florida, and are available to conduct community assessments as requested.

County Quartile
2
4
4
2
1
1

County Quartile
1
1
2
3
4

the county.



HEALTH FOCUSED COMMUNITY DRIVEN

Health Planning Council of Southwest Florida, Inc.
 serving Charlotte, Collier, DeSoto, Glades, Hendry, Lee & Sarasota Counties

8961 Daniels Center Drive, Ste. 401, Fort Myers, FL 33912

239.433.6700 | www.HPCSWF.com

Planning@hpcswf.com | [Twitter.com/HPCSWF](https://twitter.com/HPCSWF)