

COVID-19 Vaccine Outreach Project

STATISTICS AS OF JUNE 30, 2023



Total Outreach
21,785



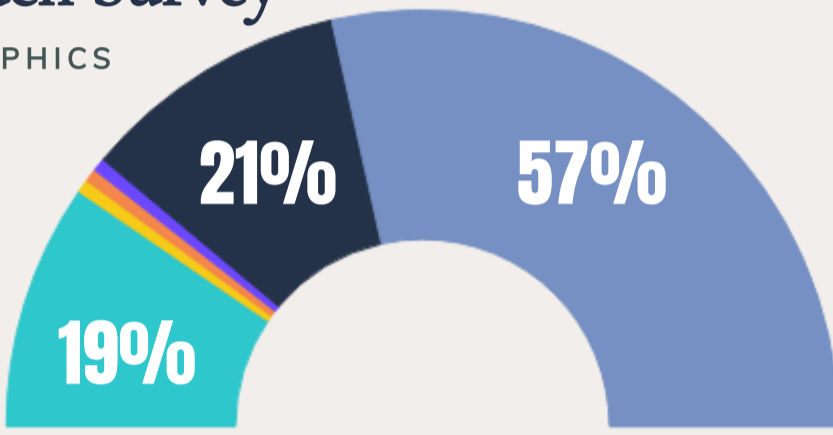
Total # of People Vaccinated
45



Total # of People Boosted
146

Outreach Survey

DEMOGRAPHICS

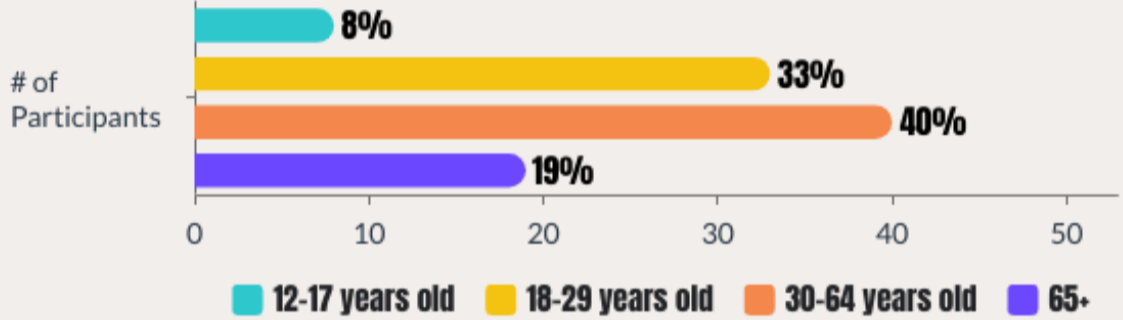


- ** = 1%**
- African Americans or Black
 - American Indian or Alaska Native**
 - Asian**
 - Native Hawaiian or Other Pacific Islander**
 - White
 - Hispanic or Latinx

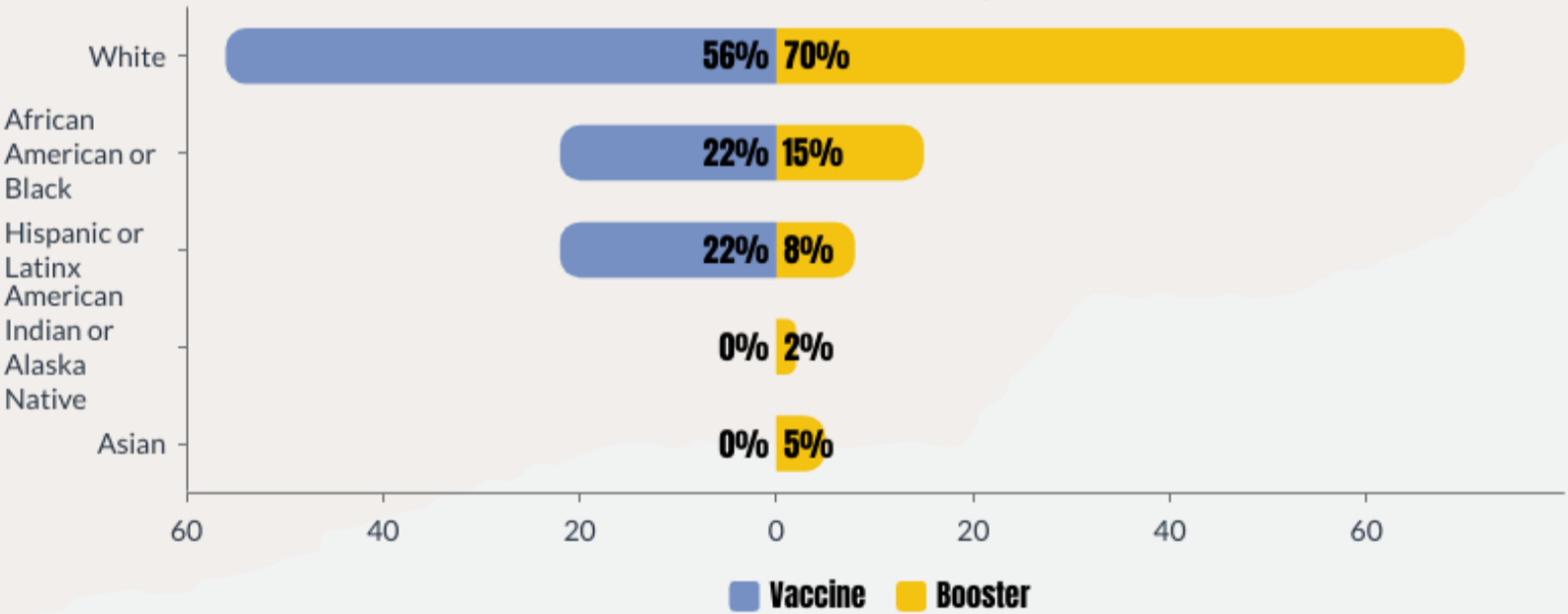


WOMEN = 468
MEN = 361

Outreach Survey: Age Demographics



Vaccine & Booster Survey Demographics



HPC Vaccine Awareness

DIGITAL METRICS

HPC VACCINE CAMPAIGN DISPLAY JUNE 2023 PERFORMANCE

224,997 Impressions

267 Clicks

0.12% Click Through Rate

HPC VACCINE WEBSITE IMPRESSIONS: 9,633

(1/1/2023 - 6/30/2023)



HEALTH FOCUSED COMMUNITY DRIVEN

THANK YOU TO ALL OF OUR PARTNERS PARTICULARLY FAMILY HEALTH CENTERS OF SOUTHWEST FLORIDA, HEALTHCARE NETWORK AND FLORIDA GULF COAST UNIVERSITY