

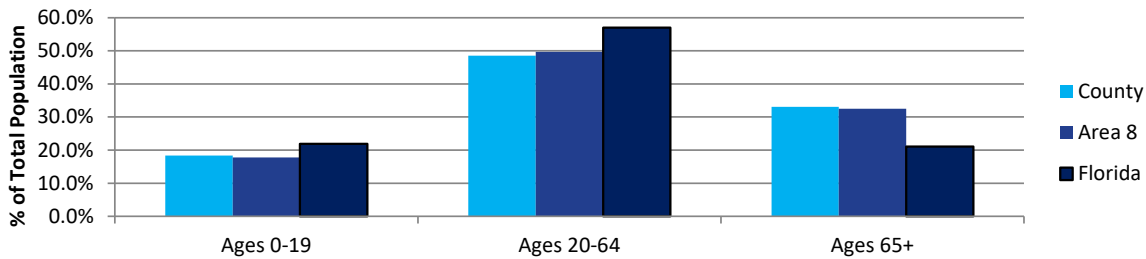
# 2023 Collier County, Florida Health Profile

Data for year ending 2021, unless otherwise noted

<b>Demographics*</b>	County		Area 8**		Florida	
Total	390,944	20.2%	1,930,959	8.6%	22,329,178	
Male	193,741	49.6%	950,752	49.2%	10,978,577	49.2%
Female	197,203	50.4%	980,207	50.8%	11,350,601	50.8%
Ages 0-19	71,763	18.4%	343,544	17.8%	4,889,259	21.9%
Ages 20-64	189,859	48.6%	960,221	49.7%	12,738,712	57.0%
Ages 65+	129,322	33.1%	627,194	32.5%	4,701,207	21.1%
White	348,587	89.2%	1,705,483	88.3%	17,160,051	76.9%
Black	28,509	7.3%	146,696	7.6%	3,813,045	17.1%
Other	13,848	3.5%	78,780	4.1%	1,356,082	6.1%
Hispanic	113,195	29.0%	403,566	20.9%	6,011,553	26.9%

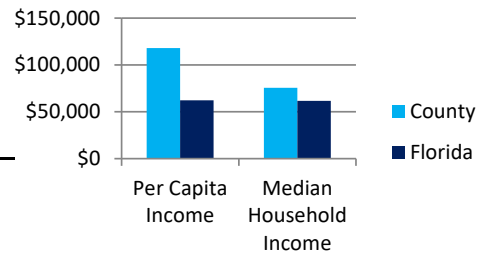
\* Area 8 includes Charlotte, Collier, DeSoto, Hendry, Glades, Lee, & Sarasota counties

\*2022 Data



<b>Socioeconomics</b>	County	Trend	Florida
Per Capita Income	\$117,984	Positive	\$62,270
Median Household Income	\$75,543	Positive	\$61,777
Persons <100% of FPL	10.6%	Positive	13.1%
Children under 18 years <100% of FPL	17.3%	Inconsistent	18.2%
High School Graduate or Higher*	89.5%	Inconsistent	89.0%
Bachelor's Degree or Higher*	37.9%	Positive	31.5%
Labor Force as % of Population Age 18+**	57.4%	Inconsistent	59.0%
Unemployment Rate**	3.7%	Inconsistent	4.6%
Households with Access to the Internet	88.7%	Steady	87.2%
% of Civilian Noninstitutionalized Population with a Disability***	11.1%		13.4%

The COVID-19 pandemic has had a large impact on the economy. Some of the effects will not be seen until future years, however, they are already reflected in numbers like the unemployment rate.



FPL: Federal Poverty Level \*age 25 and over \*\*2021

\*\*\* 5 year estimates

## Workforce

<b>Top Industries (% of all workers)</b>	County	Florida
Trade, Transportation, & Utilities	18.5%	20.7%
Leisure & Hospitality	18.1%	12.7%
Education & Health Services	15.3%	15.0%
Construction	11.8%	6.5%
Professional & Business Services	11.6%	16.5%



## Crime

3-year rate per 100,000, 2018-2020	County	Trend	Florida	County Quartile
Forcible Sex Offenses	45.1	Inconsistent	53.7	2
Aggravated Assault	172.0	Positive	268.4	1
Total Domestic Violence Offenses	434.6	Inconsistent	495.9	2
Murder	2.1	Positive	5.5	1
Alcohol Confirmed Motor Vehicle Traffic Crash Fatalities*	1.5	Inconsistent	1.8	2

\*3-year rate per 100,000, 2019-2021

## Healthcare Utilization & Resources

Rate per 100,000	County	Florida
Total Hospital Beds	269.6	316.0
Acute Care Beds	223.7	247.1
Specialty Beds	45.9	69.0
Nursing Home Beds*	230.8	386.5
County Health Dept FTE**	43.1	47.0
County Health Dept Expenditures***	\$28.10	\$32.80

\*2020 \*\*fiscal year ending 2021, FTE: full-time employees

\*\*Dollars (\$) expended per person, fiscal year ending 2021

## Licensed Health Professionals\*

Rate per 100,000†	County	Florida
Physicians	331.6	308.8
OB/GYNs	11.5	9.1
Pediatricians	15.3	21.6
Dentists	72.0	55.7

\*Number of licensed providers does not necessarily equal the number of practicing providers. †fiscal year ending 2021

## Healthcare Access\*

	Collier County Percentage of Civilian Noninstitutionalized Population	Florida Percentage of Civilian Noninstitutionalized Population	Trend**
With Health Insurance Coverage	87.9%	87.4%	Positive
No Health Insurance Coverage	12.1%	12.6%	Positive

\*5 year estimates, 2017-2021

\*\*Single year trend, 2021

## School-Aged Children

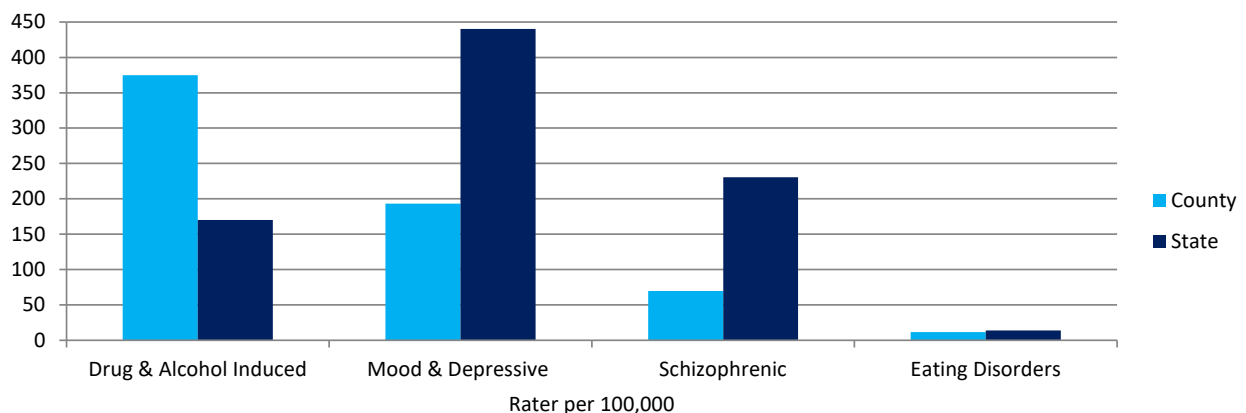
Percentages	County	Florida
Immunization at Kindergarten	92.9%	93.5%
Third Grade Language Arts Proficiency	60.0%	54.0%
High School Graduation Rate	96.6%	94.0%
Middle School Students Eligible for Free/Reduced Lunch	65.2%	55.1%

## Mental Health

Rate per 100,000	County	Florida
Good Mental Health*	92.9%	86.2%
Licensed Counselors+	34.7	57.3
Total Professionals+	76.6	117.1
Non-Fatal Injury Hospitalizations by Self Harm	419.0	524.7

\*2019 data + FY ending 2021

## Mental Health Disorders



<b>Mortality &amp; Leading Causes of Death</b>	County	Florida		
	Age-Adjusted Rate / 100,000	Trend	Age-Adjusted Rate / 100,000	County Quartile
Age-Adjusted Rate per 100,000, 2022				
All Causes	534.6	Inconsistent	738.1	1
Cancer	106.5	Inconsistent	138.8	1
Heart Disease	94.9	Negative	146.9	1
Stroke	46.0	Inconsistent	47.6	2
Unintentional Injury	72.8	Negative	69.4	2
COVID-19	23.2	Inconsistent	35.8	1
Chronic Lower Respiratory Disease	14.5	Inconsistent	31.8	1
Diabetes	16.2	Inconsistent	22.8	1
Alzheimer's Disease	8.9	Positive	18.3	1
Parkinson's Disease	7.3	Negative	9.0	2

### County Health Rankings

2022	County	Florida	
Poor Mental Health Days	4.3	4.2	<p>County Health Rankings by the Robert Wood Johnson Foundation rank all counties in a state based on health data. <b>Collier County was ranked 1st out of the 67 counties in Florida overall. For both Health Outcomes and Health Factors, Collier County ranked among the healthiest counties in Florida (Highest 75-100%).</b> The data to the left are some of the factors tracked by County Health Rankings.</p>
Adult Smoking	15%	16%	
Adult Obesity	27%	28%	
Physical Inactivity	25%	26%	
Diabetes Prevalence	9%	10%	
Food Insecurity	10%	11%	
Drug Overdose Deaths (rate per 100,000)	20	27.0	
Excessive Drinking	19%	17%	

Most of the data included in the 2022 rankings is from 2020.

### Maternal and Infant Health

2019-2021	County	Trend	Florida	County Quartile
Total Births (3 yr annual avg)	3,207			
Teen (15-19) Birth Rate*	17.1	Steady	14.9	2
Neonatal Death Rate (0-27 Days)*	2.6	Inconsistent	4.0	1
Infant Death Rate (0-364 Days)*	3.4	Positive	5.9	1
Low Birthweight <2500 Grams (% of Live Births)	7.2%	Steady	8.8%	1
% of Live Births with Late or No Prenatal Care	8.1%	Inconsistent	7.7%	3
% of Births with 1st Trimester Prenatal Care	74.3%	Positive	75.3%	2

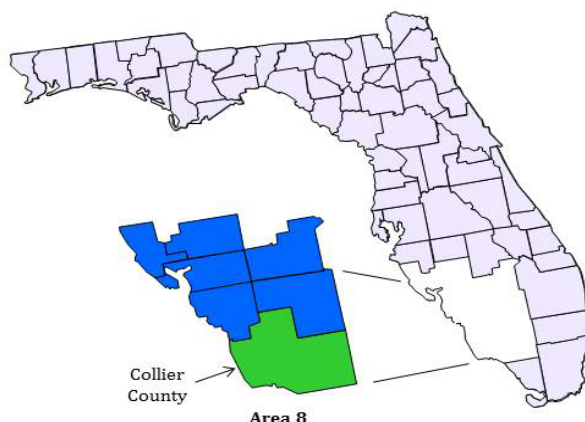
\*per 1,000 births

### Communicable Diseases

3-year rate per 100,000, 2019-2021	County	Trend	Florida	County Quartile
Infectious Syphilis Cases	7.1	Inconsistent	17.3	2
Gonorrhea Cases	61.4	Negative	188.4	1
Chlamydia	279.8	Positive	485.5	1
AIDS Cases	3.4	Inconsistent	8.2	2
Tuberculosis Cases	3.7	Steady	2.3	4

## Collier County, Florida

Collier County includes Naples, Marco Island, and Everglades City. It also includes the unincorporated area of Immokalee. Its county seat is Naples. Collier County is the largest county by land area in the state of Florida, with a total area of 2,305 square miles. In 2018 and 2019, Collier County (Everglades City) was recognized as a Healthy Weight Community Champion. In addition, Naples/Collier County has been listed as Smithsonian's Happiest Place to Live for three years, from 2015 - 2019. The County's cost of living is slightly higher than the state average. Collier County has a primary care health shortage for the Immokalee/Everglades service area and the low-income population in Golden Gate and East Naples. There is also a dental health care shortage for their Low Income/Migrant Farmworker Population (Immokalee/Everglades). There is a mental health shortage for the low-income population. The climate is warm year-round, with a high of 77 in January (low of 53) and a high of 93 in July (low of 75).



## Health Planning Council of Southwest Florida

The Health Planning Council of Southwest Florida, Inc. is one of eleven local health planning councils in the state of Florida, serving the counties in Area 8: Charlotte, Collier, DeSoto, Glades, Hendry, Lee, and Sarasota. HPCSWF works to increase the availability and accessibility of data regarding health needs and services within the region. Of particular interest to the HPCSWF is to improve access to health care for persons with limited financial resources and to reduce disparities in health status. We offer data subscriptions for hospital and nursing home utilization reports, planning and implementation support for agencies, counties, and health departments across southwest Florida, and are available to conduct community assessments as requested.



HEALTH FOCUSED COMMUNITY DRIVEN

Health Planning Council of Southwest Florida, Inc.  
serving Charlotte, Collier, DeSoto, Glades, Hendry, Lee & Sarasota Counties

8961 Daniels Center Drive, Ste. 401, Fort Myers, FL 33912

239.433.6700 | [www.HPCSWF.com](http://www.HPCSWF.com)

[Planning@hpcswf.com](mailto:Planning@hpcswf.com) | [Twitter.com/HPCSWF](https://twitter.com/HPCSWF)