

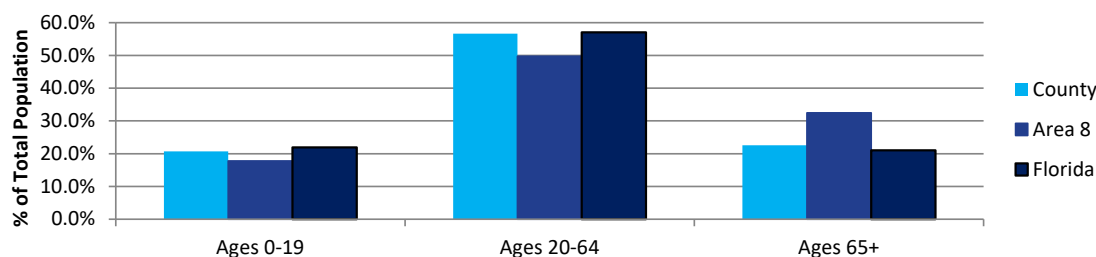
# 2023 DeSoto County, Florida Health Profile

Data for year ending 2021, unless otherwise noted

| <b>Demographics*</b> | County |       | Area 8**  |       | Florida    |       |
|----------------------|--------|-------|-----------|-------|------------|-------|
| Total                | 34,098 | 1.8%  | 1,930,959 | 8.6%  | 22,329,178 |       |
| Male                 | 19,090 | 56.0% | 950,752   | 49.2% | 10,978,577 | 49.2% |
| Female               | 15,008 | 44.0% | 980,207   | 50.8% | 11,350,601 | 50.8% |
| Ages 0-19            | 7,062  | 20.7% | 343,544   | 17.8% | 4,889,259  | 21.9% |
| Ages 20-64           | 19,326 | 56.7% | 960,221   | 49.7% | 12,738,712 | 57.0% |
| Ages 65+             | 7,710  | 22.6% | 627,194   | 32.5% | 4,701,207  | 21.1% |
| White                | 28,580 | 83.8% | 1,705,483 | 88.3% | 17,160,051 | 76.9% |
| Black                | 4,258  | 12.5% | 146,696   | 7.6%  | 3,813,045  | 17.1% |
| Other                | 1,260  | 3.7%  | 78,780    | 4.1%  | 1,356,082  | 6.1%  |
| Hispanic             | 10,961 | 32.1% | 403,566   | 20.9% | 6,011,553  | 26.9% |

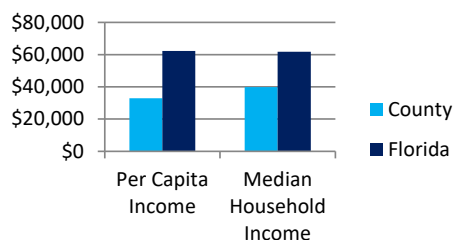
\*Area 8 includes Charlotte, Collier, DeSoto, Hendry, Glades, Lee, & Sarasota counties

\*2022 Data



| <b>Socioeconomics</b>  | County   | Trend        | Florida  |
|--|----------|--------------|----------|
| Per Capita Income  | \$32,873 | Inconsistent | \$62,270 |
| Median Household Income  | \$39,945 | Steady       | \$61,777 |
| Persons <100% of FPL   | 25.3%    | Inconsistent | 13.1%    |
| Children under 18 years <100% of FPL                               | 36.8%    | Positive     | 18.2%    |
| High School Graduate or Higher*                                    | 74.8%    | Positive     | 89.0%    |
| Bachelor's Degree or Higher*                                       | 12.7%    | Steady       | 31.5%    |
| Labor Force as % of Population Age 18+**                           | 54.2%    | Inconsistent | 59.0%    |
| Unemployment Rate**  | 3.8%     | Inconsistent | 4.6%     |
| Households with Access to the Internet                             | 69.8%    | Steady       | 87.2%    |
| % of Civilian Noninstitutionalized Population with a Disability*** | 16.8%    |              | 13.4%    |

The COVID-19 pandemic has had a large impact on the economy. Some of the effects will not be seen until future years, however, they are already reflected in numbers like the unemployment rate.



FPL: Federal Poverty Level \*age 25 and over \*\*2021

\*\*\* 5 year estimates

## Workforce

| Top Industries* (% of all workers) | County | Florida |
|------------------------------------|--------|---------|
| Trade, Transportation, & Utilities | 26.2%  | 20.7%   |
| Government                         | 21.1%  | 11.8%   |
| Natural Resources & Mining         | 14.0%  | 0.8%    |
| Construction                       | 9.3%   | 6.5%    |
| Education & Health Services        | 8.4%   | 15.0%   |



## Crime

| 3-year rate per 100,000, 2018-2020                        | County | Trend        | Florida | County Quartile |
|---|--------|--------------|---------|-----------------|
| Forcible Sex Offenses                                     | 70.3   | Negative     | 53.7    | 4               |
| Aggravated Assault  | 356.3  | Inconsistent | 268.4   | 4               |
| Total Domestic Violence Offenses                          | 881.1  | Negative     | 495.9   | 4               |
| Murder  | 5.6    | Inconsistent | 5.5     | 3               |
| Alcohol Confirmed Motor Vehicle Traffic Crash Fatalities* | 7.3    | Inconsistent | 1.8     | 4               |

\*3-year rate per 100,000, 2019-2021

## Healthcare Utilization & Resources

| Rate per 100,000                   | County  | Florida |
|------------------------------------|---------|---------|
| Total Hospital Beds                | 129.1   | 316.0   |
| Acute Care Beds                    | 129.1   | 247.1   |
| Specialty Beds                     | 0.0     | 69.0    |
| Nursing Home Beds*                 | 324.3   | 386.5   |
| County Health Dept FTE**           | 147.6   | 47.0    |
| County Health Dept Expenditures*** | \$154.4 | \$32.80 |

\*2020 \*\*fiscal year ending 2021, FTE: full-time employees

\*\*Dollars (\$) expended per person, fiscal year ending 2021

## Licensed Health Professionals\*

| Rate per 100,000† | County | Florida |
|-------------------|--------|---------|
| Physicians        | 39.5   | 308.8   |
| OB/GYNs           | 2.6    | 9.1     |
| Pediatricians     | 5.3    | 21.6    |
| Dentists          | 15.8   | 55.7    |

\*Number of licensed providers may not equal the number of practicing providers. †fiscal year ending 2021

## Healthcare Access\*

|                                | DeSoto County Percentage of Civilian Noninstitutionalized Population | Florida Percentage of Civilian Noninstitutionalized Population | Trend**      |
|--------------------------------|--|--|--------------|
| With Health Insurance Coverage | 82.1%  | 87.4%  | Inconsistent |
| No Health Insurance Coverage   | 17.9%  | 12.6%  | Inconsistent |

\*5 year estimates, 2017-2021

\*\*Single year trend, 2021

## School-Age Children

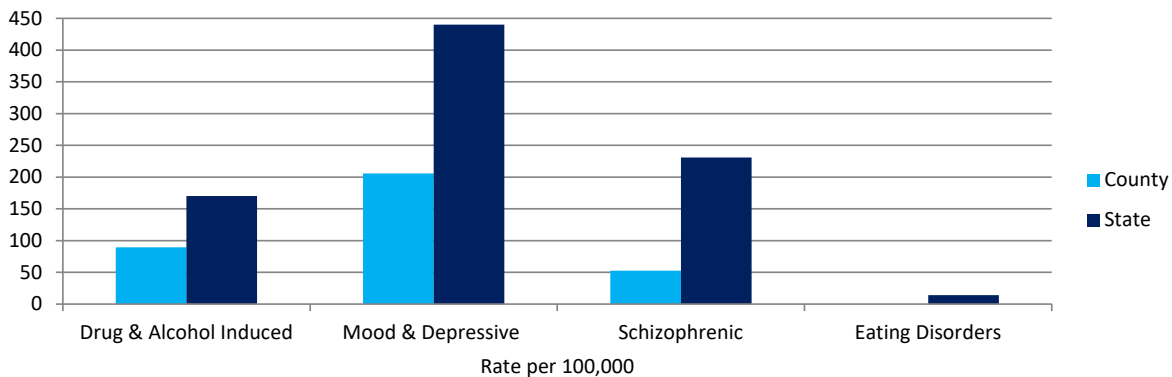
| Percentages  | County | Florida |
|--|--------|---------|
| Immunization at Kindergarten                           | 95.5%  | 93.5%   |
| Third Grade Language Arts Proficiency                  | 32.0%  | 54.0%   |
| High School Graduation Rate                            | 76.8%  | 94.0%   |
| Middle School Students Eligible for Free/Reduced Lunch | 61.1%  | 55.1%   |

## Mental Health

| Rate per 100,000                               | County | Florida |
|--|--------|---------|
| Good Mental Health*                            | 88.8%  | 86.2%   |
| Licensed Counselors+                           | 24.7   | 57.3    |
| Total Professionals+                           | 23.5   | 117.1   |
| Non-Fatal Injury Hospitalizations by Self Harm | 548.8  | 524.7   |

\*2019 data + FY ending 2021

## Mental Health Disorders



| <b>Mortality &amp; Leading Causes of Death</b><br>Age-Adjusted Rate per 100,000, 2022 | County                      |              | Florida                     |                 |
|---|-----------------------------|--------------|-----------------------------|-----------------|
|   | Age-Adjusted Rate / 100,000 | Trend        | Age-Adjusted Rate / 100,000 | County Quartile |
| All Causes  | 829.6                       | Inconsistent | 738.1                       | 2               |
| Cancer  | 155.8                       | Inconsistent | 138.8                       | 2               |
| Heart Disease   | 143.2                       | Inconsistent | 146.9                       | 1               |
| Unintentional Injury  | 115.1                       | Inconsistent | 69.4                        | 4               |
| Stroke  | 35.4                        | Negative     | 47.6                        | 1               |
| COVID-19  | 38.5                        | Inconsistent | 35.8                        | 2               |
| Chronic Lower Respiratory Disease   | 30.8                        | Inconsistent | 31.8                        | 1               |
| Diabetes  | 26.0                        | Inconsistent | 22.8                        | 2               |
| Chronic Liver Disease & Cirrhosis   | 28.5                        | Inconsistent | 12.9                        | 4               |
| Nephritis, Nephrotic Syndrom & Nephrosis  | 24.4                        | Inconsistent | 11.3                        | 4               |

### County Health Rankings

| 2022                                    | County | Florida |  |
|---|--------|---------|--|
| Poor Mental Health Days                 | 4.8    | 4.2     | <p>County Health Rankings by the Robert Wood Johnson Foundation rank all counties in a state based on health data. <b>DeSoto County was ranked 36th out of the 67 counties in Florida overall. For Desoto County, Health Outcomes was ranked lower-middle range (Lower 25-50%) and Health Factors was ranked least healthy (Lowest 0-25%).</b> The data to the left are some of the factors tracked by County Health Rankings.</p> |
| Adult Smoking                           | 25%    | 16%     |  |
| Adult Obesity                           | 42%    | 28%     |  |
| Physical Inactivity                     | 38%    | 26%     |  |
| Diabetes Prevalence                     | 14%    | 10%     |  |
| Food Insecurity                         | 15%    | 11%     |  |
| Drug Overdose Deaths (rate per 100,000) | 17     | 27.0    |  |
| Excessive Drinking                      | 16%    | 17%     |  |

Most of the data included in the 2022 rankings is from 2020.

### Maternal and Infant Health

| 2019-2021                                      | County | Trend        | Florida | County Quartile |
|--|--------|--------------|---------|-----------------|
| Total Births (3 yr annual avg)                 | 402    |              |         |                 |
| Teen (15-19) Birth Rate*                       | 31.4   | Positive     | 14.9    | 4               |
| Neonatal Death Rate (0-27 Days)*               | 3.4    | Inconsistent | 4.0     | 2               |
| Infant Death Rate (0-364 Days)*                | 7.8    | Inconsistent | 5.9     | 3               |
| Low Birthweight <2500 Grams (% of Live Births) | 9.0%   | Negative     | 8.8%    | 3               |
| % of Live Births with Late or No Prenatal Care | 8.9%   | Positive     | 7.7%    | 3               |
| % of Births with 1st Trimester Prenatal Care   | 62.6%  | Inconsistent | 75.3%   | 4               |

\*per 1,000 births; Note: Numbers are small

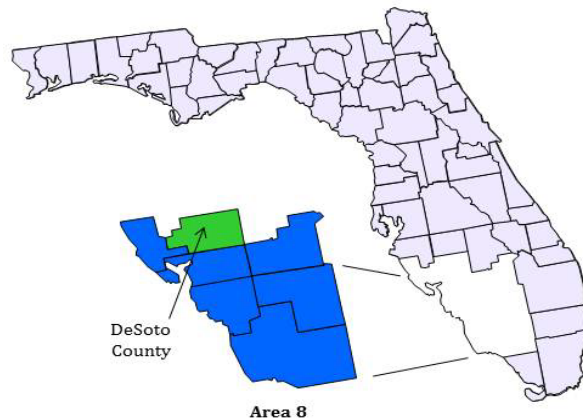
### Communicable Diseases

| 3-year rate per 100,000, 2019-2021 | County | Trend        | Florida | County Quartile |
|------------------------------------|--------|--------------|---------|-----------------|
| Infectious Syphilis Cases          | 2.7    | Inconsistent | 17.3    | 1               |
| Gonorrhea Cases                    | 130.9  | Negative     | 188.4   | 2               |
| Chlamydia                          | 299.0  | Inconsistent | 485.5   | 1               |
| AIDS Cases                         | 5.5    | Positive     | 8.2     | 2               |
| Tuberculosis Cases                 | 6.4    | Inconsistent | 2.3     | 4               |

Please note that in counties with smaller populations, a small number of incidents can have a large impact on the rates for the county.

## DeSoto County, Florida

DeSoto County includes Arcadia, which is its county seat. A rural county, DeSoto has a population density of 58.2 people per square mile (0.2% of Florida's population), as compared to Florida's average of 407.0 people per square mile. In 2017, DeSoto County was recognized as a Healthy Weight Community Champion. The cost of living in DeSoto County is lower than the state average. DeSoto County has a primary care health shortage for the whole county, a dental health care shortage for their Low Income/Migrant Farmworker Population (DeSoto), and a mental health care shortage for the entire county. The climate remains warm throughout the year, with a high of 74 in January (low of 48) and a high of 92 in July (low of 71).



## Health Planning Council of Southwest Florida

The Health Planning Council of Southwest Florida, Inc. is one of eleven local health planning councils in the state of Florida, serving the counties in Area 8: Charlotte, Collier, DeSoto, Glades, Hendry, Lee, and Sarasota. HPCSWF works to increase the availability and accessibility of data regarding health needs and services within the region.

Of particular interest to the HPCSWF is to improve access to health care for persons with limited financial resources and to reduce disparities in health status. We offer data subscriptions for hospital and nursing home utilization reports, planning and implementation support for agencies, counties, and health departments across Southwest Florida, and are available to conduct community assessments as requested.



HEALTH FOCUSED COMMUNITY DRIVEN

Health Planning Council of Southwest Florida, Inc.  
serving Charlotte, Collier, DeSoto, Glades, Hendry, Lee & Sarasota Counties

8961 Daniels Center Drive, Ste. 401, Fort Myers, FL 33912

239.433.6700 | [www.HPCSWF.com](http://www.HPCSWF.com)

[Planning@hpcswf.com](mailto:Planning@hpcswf.com) | [Twitter.com/HPCSWF](https://twitter.com/HPCSWF)