

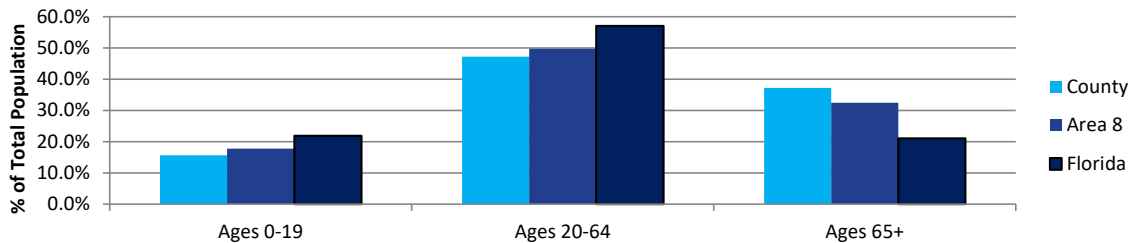
2023 Sarasota County, Florida Health Profile

Data for year ending 2021, unless otherwise noted

Demographics*	County		Area 8**		Florida	
	Count	%	Count	%	Count	%
Total	449,988	23.3%	1,930,959	8.6%	22,329,178	
Male	216,003	48.0%	950,752	49.2%	10,978,577	49.2%
Female	233,985	52.0%	980,207	50.8%	11,350,601	50.8%
Ages 0-19	70,196	15.6%	343,544	17.8%	4,889,259	21.9%
Ages 20-64	212,309	47.2%	960,221	49.7%	12,738,712	57.0%
Ages 65+	167,483	37.2%	627,194	32.5%	4,701,207	21.1%
White	410,264	91.2%	1,705,483	88.3%	17,160,051	76.9%
Black	21,290	4.7%	146,696	7.6%	3,813,045	17.1%
Other	18,434	4.1%	78,780	4.1%	1,356,082	6.1%
Hispanic	45,366	10.1%	403,566	20.9%	6,011,553	26.9%

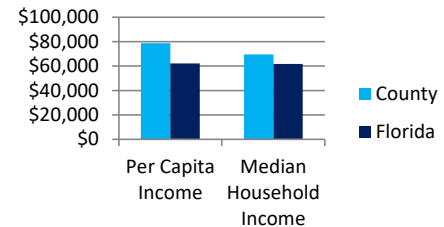
*Area 8 includes Charlotte, Collier, DeSoto, Hendry, Glades, Lee, & Sarasota counties

**2022 Data



Socioeconomics	County	Trend	Florida
Per Capita Income	\$78,815	Positive	\$62,270
Median Household Income	\$69,490	Positive	\$61,777
Persons <100% of FPL	8.1%	Inconsistent	13.1%
Children under 18 years <100% of FPL	12.1%	Inconsistent	18.2%
High School Graduate or Higher*	93.7%	Steady	89.0%
Bachelor's Degree or Higher*	37.3%	Positive	31.5%
Labor Force as % of Population Age 18+**	50.8%	Negative	59.0%
Unemployment Rate**	3.8%	Inconsistent	4.6%
Households with Access to the Internet	88.6%	Steady	87.2%
% of Civilian Noninstitutionalized Population with a Disability***	15.2%		13.4%

The COVID-19 pandemic has had a large impact on the economy. Some of the effects will not be seen until future years, however, they are already reflected in numbers like the unemployment rate.



FPL: Federal Poverty Level *age 25 and over **2021

*** 5 year estimates

Workforce

Top Industries (% of all workers)	County	Florida
Education & Health Services	19.9%	15.0%
Trade, Transportation, & Utilities	17.4%	20.7%
Professional & Business Services	16.0%	16.5%
Leisure & Hospitality	13.9%	12.7%
Construction	9.1%	6.5%



Crime

3-year rate per 100,000, 2018-2020	County	Trend	Florida	County Quartile
Forcible Sex Offenses	24.8	Inconsistent	53.7	1
Aggravated Assault	167.0	Steady	268.4	1
Total Domestic Violence Offenses	301.1	Positive	495.9	1
Murder	2.0	Steady	5.5	1
Alcohol Confirmed Motor Vehicle Crash Fatalities*	2.5	Negative	1.8	3

*3-year rate per 100,000, 2019-2021

Healthcare Utilization & Resources

Rate per 100,000	County	Florida
Total Hospital Beds	382.9	316.0
Acute Care Beds	306.5	247.1
Specialty Beds	76.5	69.0
Nursing Home Beds*	704.1	386.5
County Health Dept FTE**	49.9	47.0
County Health Dept Expenditures***	\$49.40	\$32.80

*2020 **fiscal year ending 2021, FTE: full-time employees

**Dollars (\$) expended per person, fiscal year ending 2021

Licensed Health Professionals*

Rate per 100,000†	County	Florida
Physicians	373.2	308.8
OB/GYNs	11.5	9.1
Pediatricians	16.6	21.6
Dentists	70.0	55.7

*Number of licensed providers may not equal the number of practicing providers. †fiscal year ending 2021

Healthcare Access*

	Sarasota County Percentage of Civilian Noninstitutionalized Population	Florida Percentage of Civilian Noninstitutionalized Population	Trend**
With Health Insurance Coverage	89.3%	87.4%	Inconsistent
No Health Insurance Coverage	10.7%	12.6%	Inconsistent

*5 year estimates, 2017-2021

**Single year trend, 2021

School-Age Children

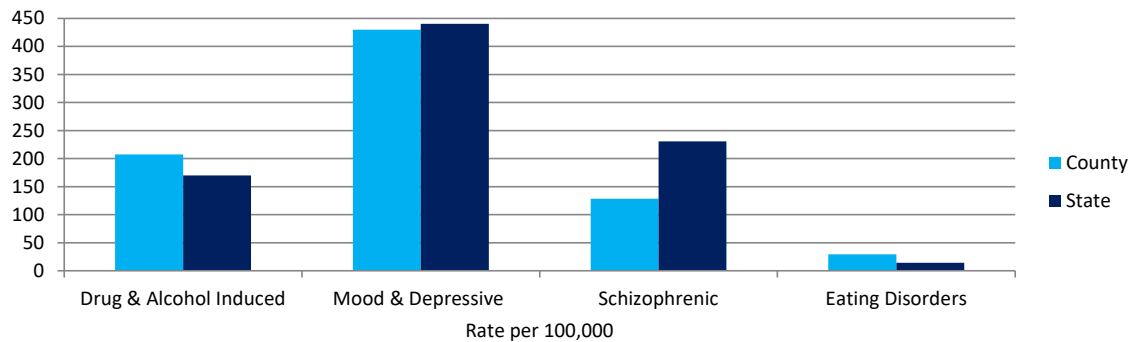
Percentages	County	Florida
Immunization at Kindergarten	91.3%	93.5%
Third Grade Language Arts Proficiency	66.0%	54.0%
High School Graduation Rate	95.6%	94.0%
Middle School Students Eligible for Free/Reduced Lunch	44.4%	55.1%

Mental Health

Rate per 100,000	County	Florida+
Good Mental Health*	88.8%	84.8%
Licensed Counselors	74.0	56.3
Total Professionals	152.7	117.1
Non-Fatal Injury Hospitalizations by Self Harm	539.4	524.7

*2019 data + FY ending 2021

Mental Health Disorders



Mortality & Leading Causes of Death Age-Adjusted Rate per 100,000, 2022	County		Florida	
	Age-Adjusted Rate / 100,000	Trend	Age-Adjusted Rate / 100,000	County Quartile
All Causes	635.9	Inconsistent	738.1	1
Cancer	129.5	Inconsistent	138.8	1
Heart Disease	115.3	Inconsistent	146.9	1
Unintentional Injury	67.3	Positive	69.4	2
COVID-19	29.0	Inconsistent	35.8	1
Stroke	27.8	Negative	47.6	1
Chronic Lower Respiratory Disease	25.3	Inconsistent	31.8	1
Alzheimer's Disease	16.8	Positive	18.3	3
Diabetes	15.8	Negative	22.8	1
Chronic Liver Disease & Cirrhosis	16.8	Inconsistent	12.9	3

County Health Rankings

2022	County	Florida	
Poor Mental Health Days	5.2	4.2	County Health Rankings by the Robert Wood Johnson Foundation ranks all counties in a state based on health data. Sarasota County was ranked 12th out of the 67 counties in Florida overall. For both Health Outcomes and Health Factors Sarasota County ranked among the healthiest counties in Florida (Highest 75-100%). The data to the left are some of the factors tracked by County Health Rankings.
Adult Smoking	16%	16%	
Adult Obesity	27%	28%	
Physical Inactivity	21%	26%	
Diabetes Prevalence	8%	10%	
Food Insecurity	11%	11%	
Drug Overdose Deaths (rate per 100,000)	28	27.0	
Excessive drinking	22%	17%	

Most of the data included in the 2022 rankings is from 2020.

Maternal and Infant Health

2019-2021	County	Trend	Florida	County Quartile
Total Births (3 yr annual avg)	2,900			
Teen (15-19) Birth Rate*	11.5	Positive	14.9	1
Neonatal Death Rate (0-27 Days)*	3.8	Negative	4.0	2
Infant Death Rate (0-364 Days)*	5.6	Inconsistent	5.9	2
Low Birthweight <2500 Grams (% of Live Births)	7.9%	Negative	8.8%	1
% of Live Births with Late or No Prenatal Care	6.7%	Negative	7.7%	2
% of Births with 1st Trimester Prenatal Care	73.2%	Negative	75.3%	3

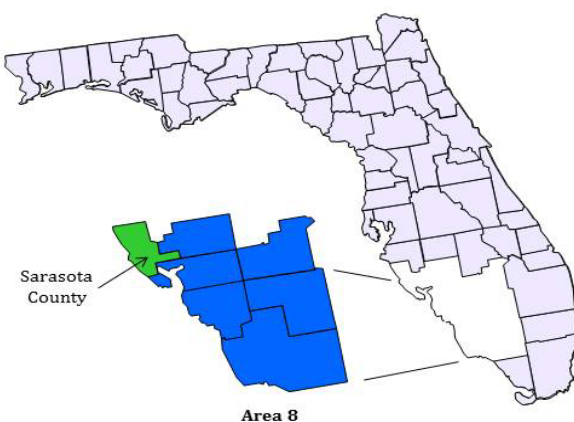
*per 1,000 births

Communicable Diseases

3-year rate per 100,000, 2019-2021	County	Trend	Florida	County Quartile
Infectious Syphilis Cases	9.0	Positive	17.3	3
Gonorrhea Cases	83.7	Positive	188.4	1
Chlamydia	245.5	Positive	485.5	1
AIDS Cases	3.0	Inconsistent	8.2	2
Tuberculosis Cases	1.3	Inconsistent	2.3	2

Sarasota County, Florida

Sarasota County includes Sarasota, North Port, Venice, Longboat Key, and Siesta Key. Its county seat is Sarasota and its largest city, in both land mass and the population is North Port. Sarasota was named to Forbes' List of 25 Best Places to Retire in 2019. Sarasota County has been recognized by the Florida Department of Health as a Healthy Weight Community Champion for five consecutive years. The cost of living in Sarasota County is higher than the state average. Sarasota County has a primary health care shortage for their low-income populations in Venice, Sarasota, and North Port/South Venice. Sarasota County also has a dental health care shortage for their low-income populations in North Port/South Venice and Sarasota Service Area. The climate remains warm throughout the year, with a high of 75 in January (low of 49), and a high of 93 in July (low of 72).



Health Planning Council of Southwest Florida

The Health Planning Council of Southwest Florida, Inc. is one of eleven local health planning councils in the state of Florida, serving the counties in Area 8: Charlotte, Collier, DeSoto, Glades, Hendry, Lee, and Sarasota. HPCSWF works to increase the availability and accessibility of data regarding health needs and services within the region. Of particular interest to the HPCSWF is to improve access to health care for persons with limited financial resources and to reduce disparities in health status. We offer data subscriptions for hospital and nursing home utilization reports, planning and implementation support for agencies, counties, and health departments across southwest Florida, and are available to conduct community assessments as requested.



HEALTH FOCUSED COMMUNITY DRIVEN

Health Planning Council of Southwest Florida, Inc.
serving Charlotte, Collier, DeSoto, Glades, Hendry, Lee & Sarasota Counties
8961 Daniels Center Drive, Ste. 401, Fort Myers, FL 33912

239.433.6700 | www.HPCSWF.com

Planning@hpcswf.com | [Twitter.com/HPCSWF](https://twitter.com/HPCSWF)