


Hendry County, FL Health Profile 2024

DATA FOR YEAR ENDING 2022, UNLESS OTHERWISE NOTED





Demographics

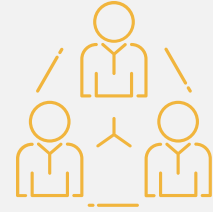
Total Population



Hendry total population: 41,360, 0.2% of Florida pop



Percent population change from 2010-2020: -0.9%






















Florida total population: 22,329,178

The median age in Hendry County is 35.1, which is significantly younger than the Florida average of 42.4.

	Hendry		Florida	
Male	21,874	52.9%	10,978,577	49.2%
Female	19,486	47.1%	11,350,601	50.8%
Ages 0-19	12,117	29.3%	4,889,259	21.9%
Ages 20-64	23,568	57.0%	12,738,712	57.0%
Ages 65+	5,675	13.7%	4,701,207	21.1%
White	34,078	82.4%	17,160,051	76.9%
Black	4,996	12.1%	3,813,045	17.1%
Other	2,286	5.5%	1,356,082	6.1%
Hispanic	23,370	56.5%	6,011,553	26.9%



Socioeconomic & Workforce

	Hendry County	Trend	Florida
 Per Capita Income ¹	\$39,249		\$64,806
 Median household income ²	\$49,259		\$67,917
 Individuals below poverty level ²	22.3%		12.9%
 Children under 18 years below poverty level <100% of federal poverty level ²	30.0%		17.7%
 Bachelor's degree or higher age 25 and over ²	10.5%		32.3%
 Labor force as % of population Age 18+, 2023 ¹	52.9%		60.5%
 Unemployment rate, 2023 ¹	4.8%		2.9%
 Household with access to the internet ²	75.1%		88.8%
 % of population with a disability ²	19.2%	n/a	13.5%
 Percent of households with monthly housing costs of 30% or more of household income ²	22.8%		35.0%

Top Industries (% of all workers)¹

Hendry County

1. Natural Resource & Mining, 25.2%
2. Government, 17.8%
3. Trade, Transportation, & Utilities, 17.1%
4. Construction, 10.0%
5. Leisure & Hospitality, 8.6%

Trend Icon Key



= trending in a positive direction



= trending in a negative direction



= steady/very little change



= trend is inconsistent



Health Indicators

Leading Cause of Death, Age-adjusted rate/100,000¹

	Hendry County	Trend	Florida	County Quartile
All Causes	851.7		738.1	2
Cancer	156.0		138.8	2
Heart Disease	148.6		146.9	2
Unintentional Injury	89.9		69.4	3
Diabetes	45.8		22.8	4
COVID-19	47.6		35.8	3
Chronic Lower Respiratory Disease	39.9		31.8	2
Stroke	37.9		47.6	2
Alzheimer's Disease	26.4		18.3	3
Chronic Liver Disease & Cirrhosis	24.4		12.9	3




Communicable Diseases, 3-year rate per 100,000, 2020-2022

	Hendry County	Trend	Florida	County Quartile
Infectious Syphilis cases ²	8.9		19.1	3
Gonorrhea cases ²	135.8		196.5	2
Chlamydia ²	529.6		470.9	3
HIV diagnoses ²	8.9		17.8	3
Tuberculosis cases, 2021-2023 ³	3.2		2.5	4



Health Indicators

Maternal and Infant Health, 2020-2022¹



Total births (3-year average):
Hendry - 535 vs
Florida - 216,745

Teen (15-19) birth rate:
Hendry - 14.7 vs
Florida 13.9



% of live births with 1st trimester prenatal care:
Hendry - 74.0% vs
Florida - 73.8%



Mothers who initiate breastfeeding:
Hendry - 72.3 vs
Florida - 85.7

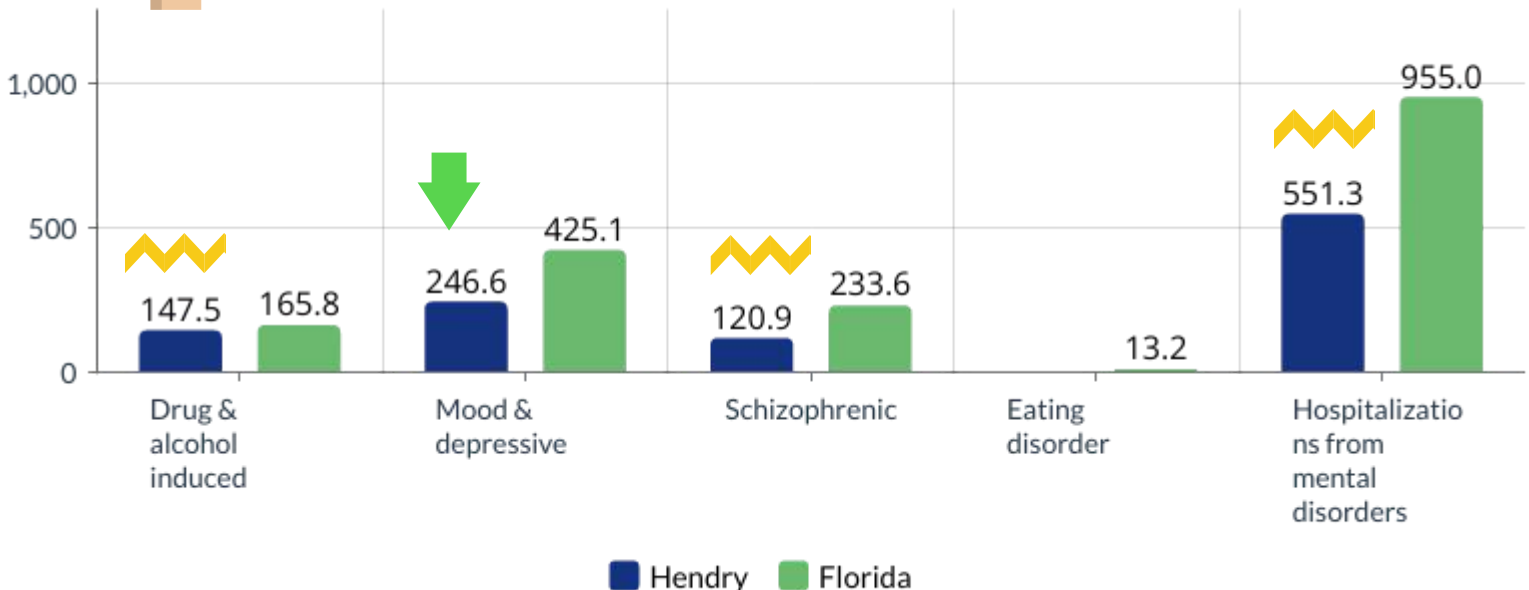


	Hendry County	Trend	Florida	County Quartile
Neonatal death rate (0-27 days)*	6.2		3.9	4
Infant death rate (0-364 days)*	10.0		5.9	4
Low birthweight <2,500 grams	9.1%		8.9%	3
Maternal deaths**	0.0		25.5	n/a

*per 1,000 births, **per 100,000



Mental Health Disorders, Rate per 100,000²



Sources: 1 Florida Department of Health, Bureau of Vital Statistics, 2 Florida Agency for Health Care Administration (AHCA)

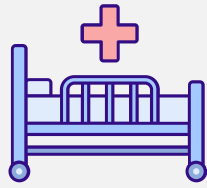


Healthcare Access

Healthcare Utilization & Resources, 2023, rate per 100,000



Hospital Beds¹:
Hendry - 61.2 vs.
Florida 316.3



Acute Care Beds¹:
Hendry - 60.5 vs.
Florida - 245.2



Specialty Care Beds¹:
Hendry - 0.0 vs.
Florida - 71.1




Nursing Home Beds¹:
Hendry - 607.3 vs.
Florida - 366.3




**2022 County Health
Department Full Time
Employees²:**
Hendry - 141.1 vs.
Florida - 46.4



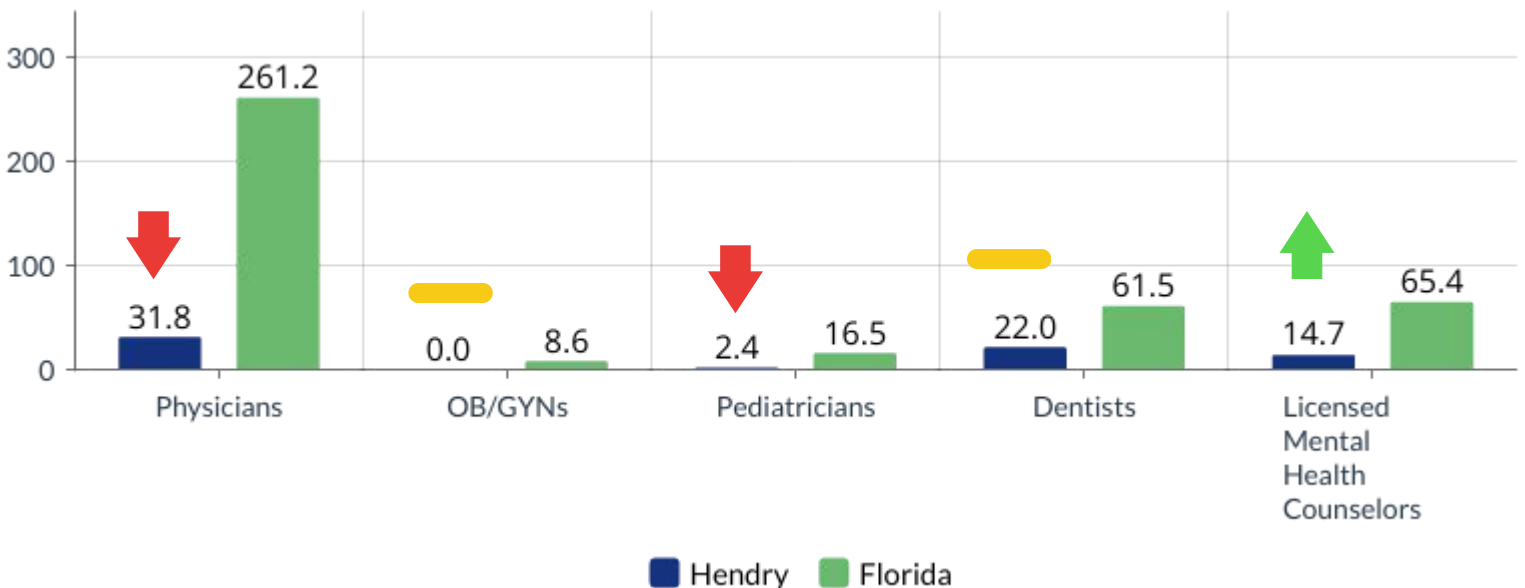
**2022 County Health
Department
Expenditures²:**
Hendry - \$123.80 vs.
Florida - \$39.30



**2022 Percentage of Civilian
Population with Health
Insurance Coverage³:**
Hendry - 78.3% vs.
Florida - 87.7%



Licensed Health Professionals*, 2023, rate per 100,000⁴



*Number of licensed providers does not necessarily equal the number of practicing providers

Sources: 1 Florida Agency for Health Care Administration (AHCA), 2 Florida Department of Health, 3 United States Bureau of the Census, American Community Survey, 4 Florida Department of Health, Division of Medical Quality Assurance




Community Context

School-Aged Children, School Year 2022-2023




Immunization at Kindergarten¹:
Hendry - 94.4% vs. Florida 91.7% 




Third Grade Language Arts Proficiency²:
Hendry - 39.0% vs. Florida - 53.0% 




2024 School readiness at kindergarten entry²:
Hendry - 54.4% vs. Florida - 51.0% 




High School Graduation Rate²:
Hendry - 71.2% vs. Florida - 88.0% 








2024 Middle School Students Eligible for Free/Reduced Lunch²:
Hendry - 61.1% vs. Florida - 50.5% 



Students absent 21+ days from school²:
Hendry - 12.4% vs. Florida - 19.4% 



Crime, 3-year rate per 100,000, 2020-2022

	Hendry County	Trend	Florida	County Quartile
Forcible sex offenses ³	12.1		10.1	3
Aggravated assault ³	141.5		103.1	3
Domestic violence offenses ³	247.4		300.9	2
Murder ³	24.3		10.0	4
Alcohol confirmed motor vehicle traffic crash fatalities ⁴	8.9		1.8	4

*3-year rate per 100,000

Sources: 1 Florida Department of Health, Bureau of Vital Statistics, 2 Florida Department of Education (DOE), 3 Florida Department of Law Enforcement (FDLE), 4 Florida Department of Highway Safety and Motor Vehicles (HSMV)

About Health Planning Council of Southwest Florida

The Health Planning Council of Southwest Florida, Inc. is one of eleven local health planning councils in the state of Florida, serving the counties in Area 8: Charlotte, Collier, DeSoto, Glades, Hendry, Lee, and Sarasota. HPCSWF's primary focus is to improve access to health and education for persons with limited resources and to reduce health disparities in our community.

HPC's Health Planning team works with local hospitals, health departments, FQHCs, and other health-related organizations on a variety of planning projects such as strategic planning, community health or topic-based assessments, program and project planning assistance and evaluation, education and outreach, organizational and administrative services, managing networks, and meeting facilitation.



Address

8961 Daniels Center Dr, Ste. 401, Fort Myers, FL 33912

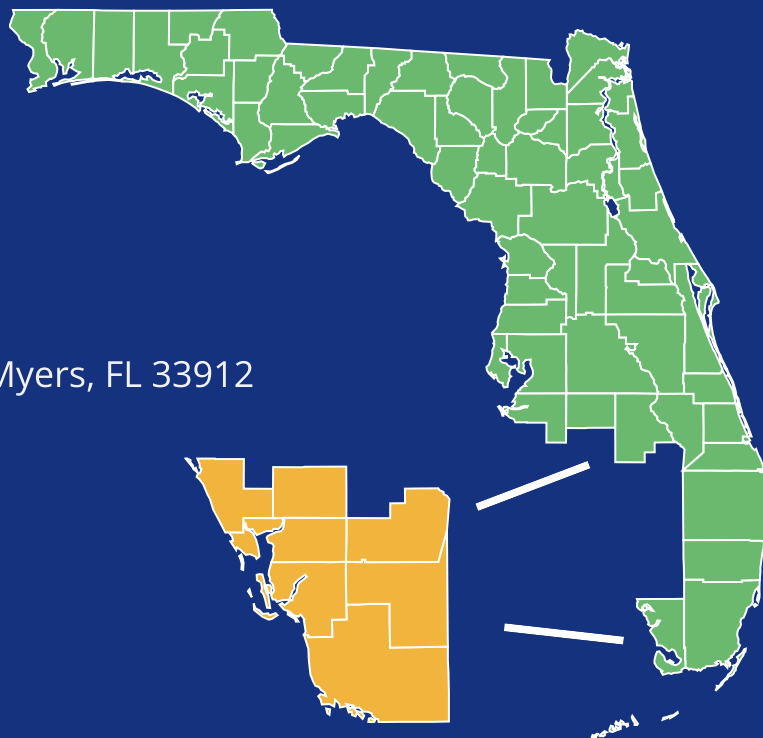


Contact

Phone: 239-433-6700

Email: Planning@hpcswf.com

Website: Hpcswf.com



Area 8