

# Hendry County, FL Health Profile 2025

*DATA FOR YEAR ENDING 2023, UNLESS OTHERWISE NOTED*



HEALTH PLANNING COUNCIL OF SOUTHWEST FLORIDA

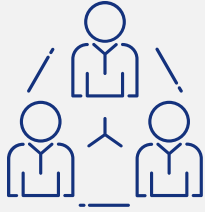
[HPCSWF.COM](http://HPCSWF.COM)

**HPC** HEALTH  
PLANNING  
COUNCIL  
OF SOUTHWEST FL  
HEALTH FOCUSED COMMUNITY DRIVEN



# Demographics

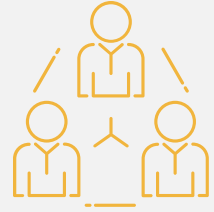
## Total Population



Hendry total  
population: 40,836  
0.2% of Florida pop



Percent population  
change from 2010-  
2020: -0.9%






















Florida total  
population:  
22,685,583

**The median age in Hendry County is 35.7, which is significantly younger than the Florida average 42.6**

	Hendry		Florida	
Male	22,400	54.9%	11,162,321	49.2%
Female	18,436	45.1%	11,523,262	50.8%
Ages 0-19	11,297	27.7%	4,894,051	21.6%
Ages 20-64	24,043	58.9%	12,918,041	56.9%
Ages 65+	5,496	13.5%	4,873,491	21.5%
White	33,893	83.0%	17,408,790	76.7%
Black	4,768	11.7%	3,861,079	17.0%
Other	2,175	5.3%	1,415,714	6.2%
Hispanic	23,857	58.4%	6,183,485	27.3%



# Socioeconomic & Workforce

	Hendry County	Trend	Florida
 Per Capita Income <sup>1</sup>	\$41,164		\$68,703
 Median household income <sup>2</sup>	\$53,044		\$71,711
 Individuals below poverty level <sup>2</sup>	21.6%		12.6%
 Children under 18 years below poverty level <sup>2</sup>	25.2%		16.9%
 Bachelor's degree or higher age 25 and over <sup>2</sup>	10.7%		33.2%
 Labor force as % of population Age 18+, 2023 <sup>1</sup>	52.7%		60.4%
 Unemployment rate, 2023 <sup>1</sup>	4.8%		2.9%
 Household with access to the internet <sup>2</sup>	83.0%		90.2%
 % of population with a disability <sup>2</sup>	11.7%	n/a	13.5%
 Percent of households with monthly housing costs of 30% or more of household income <sup>2</sup>	28.3%		35.7%

## Top Industries (% of all workers)<sup>1</sup>

### Hendry County

1. Natural Resource & Mining, 22.1%
2. Government, 18.2%
3. Trade, Transportation, & Utilities, 17.7%
4. Construction, 10.9%
5. Leisure & Hospitality, 8.5%

## Trend Icon Key



= trending in a positive direction



= trending in a negative direction



= steady/very little change












= trend is inconsistent



# Health Indicators

## Leading Cause of Death, 2023<sup>1</sup>

	Hendry County	Trend	Florida	County Quartile
All Causes	811.5	↓	671.5	3
 Heart Disease	195.8	↗	135.6	3
 Cancer	164.7	↑	164.7	3
 Unintentional Injury	75.2	↓	63.9	3
 Chronic Lower Respiratory Disease	47.1	↑	30.2	3
 Diabetes	37.2	↓	21.0	4
 Stroke	35.1	↓	44.6	1
 Alzheimer's Disease	29.1	↑	15.6	4
 Suicide	23.3	↗	14.1	4
 Chronic Liver Disease and Cirrhosis	12.3	↓	11.7	2



## Communicable Diseases, 3-year, 2021-2023

	Hendry County	Trend	Florida	County Quartile
Chlamydia <sup>2</sup>	554.4	↑	484.3	4
Gonorrhea <sup>2</sup>	128.3	↗	202.9	2
Infectious Syphilis <sup>2</sup>	10.5	↑	20.1	2
HIV diagnoses <sup>2</sup>	10.5	↑	19.6	3
Tuberculosis <sup>3</sup>	3.2	↗	2.5	4

Sources: 1Florida Department of Health, Bureau of Vital Statistics, 2 Florida Department of Health, Bureau of Communicable Diseases, 3 Florida Department of Health, Bureau of Epidemiology






# Health Indicators

## Maternal and Infant Health, 2021-2023<sup>1</sup>



**Total births (3-year average):**  
Hendry - 588.7 vs  
Florida - 220,668.3



**Teen (15-19) birth rate:**  
Hendry - 28.3 vs  
Florida 13.2



**% of live births with 1st trimester prenatal care:**  
Hendry - 70.4% vs  
Florida - 71.7%



**Mothers who initiate breastfeeding:**  
Hendry - 74.8% vs  
Florida - 85.8%

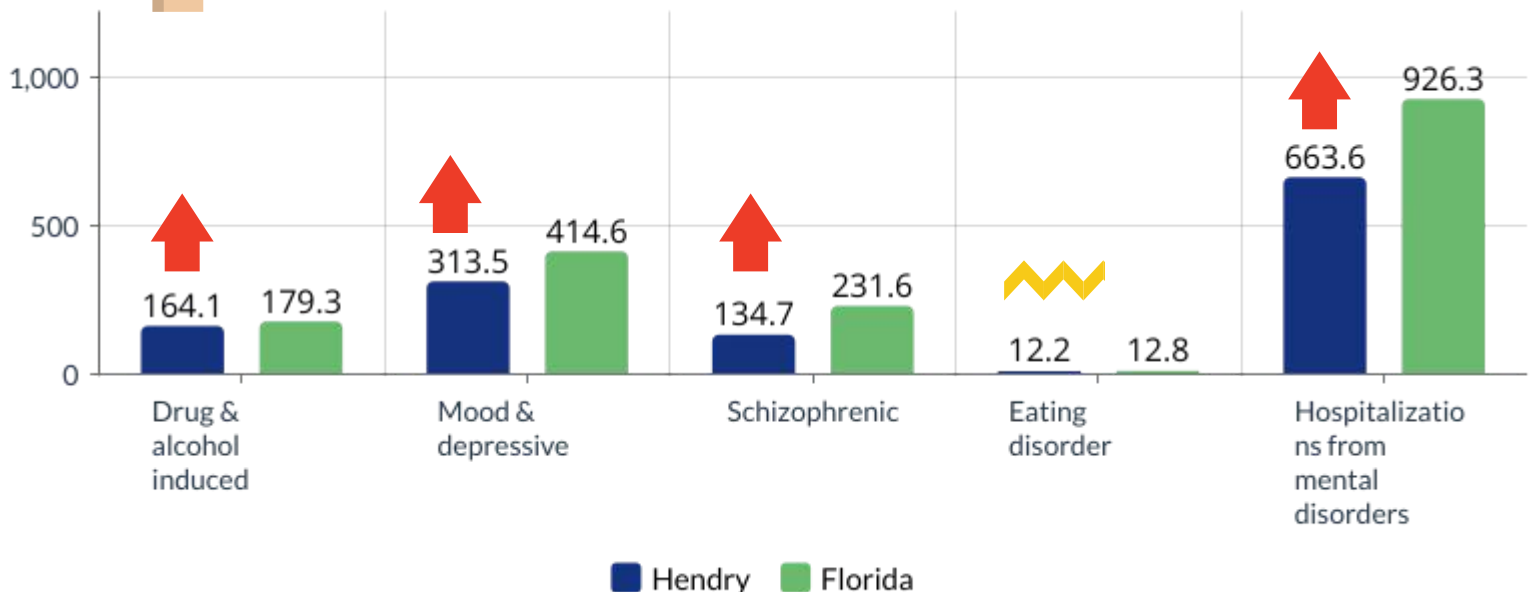


	Hendry County	Trend	Florida	County Quartile
Neonatal death rate (0-27 days)*	3.4		3.9	2
Infant death rate (0-364 days)*	6.2		6.0	2
Low birthweight <2,500 grams	8.4%		9.1%	2
Maternal deaths**	0.0		24.2	n/a

\*per 1,000 births, \*\*per 100,000



## Mental Health Disorders, Rate per 100,000<sup>2</sup>



Sources: 1 Florida Department of Health, Bureau of Vital Statistics, 2 Florida Agency for Health Care Administration (AHCA)

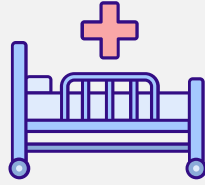


# Healthcare Access

## Healthcare Utilization & Resources, 2023, rate per 100,000



**Hospital Beds<sup>1</sup>:**  
Hendry - 61.2 vs.  
Florida 304.5



**Acute Care Beds<sup>1</sup>:**  
Hendry - 61.2 vs.  
Florida - 244.7



**Specialty Care Beds<sup>1</sup>:**  
Hendry - 0.0 vs.  
Florida - 71.1




**Nursing Home Beds<sup>1</sup>:**  
Hendry - 607.3 vs.  
Florida - 366.3




**County Health  
Department Full Time  
Employees<sup>2</sup>:**  
Hendry - 130.1 vs.  
Florida - 40.0



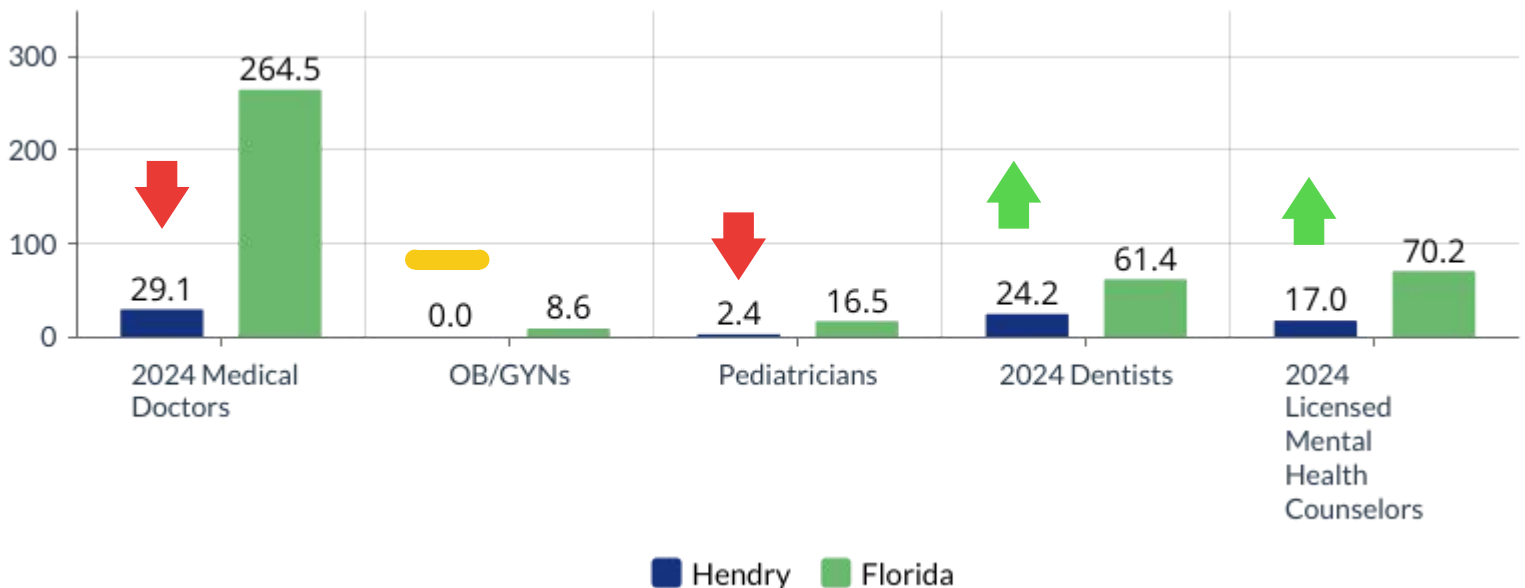
**2022 County Health  
Department  
Expenditures<sup>2</sup>:**  
Hendry - \$123.80 vs.  
Florida - \$39.30



**Percentage of Civilian  
Population with Health  
Insurance Coverage<sup>3</sup>:**  
Hendry - 79.4% vs.  
Florida - 88.1%



## Licensed Health Professionals\*, 2023, rate per 100,000<sup>4</sup>



\*Number of licensed providers does not necessarily equal the number of practicing providers

Sources: 1 Florida Agency for Health Care Administration (AHCA), 2: Florida Department of Health, 3 United States Bureau of the Census, American Community Survey, 4 Florida Department of Health, Division of Medical Quality Assurance



# Community Context

## School-Aged Children



### Immunization at Kindergarten, 2023<sup>1</sup>:

Hendry - 92.5% vs. Florida 90.6%



### 3rd grade language arts proficiency, 2024<sup>2</sup>:

Hendry - 45.0% vs. Florida - 55.0%



### 2024 School readiness at kindergarten entry<sup>2</sup>:

Hendry - 54.4% vs. Florida - 51.0%



### High School Graduation Rate 22 - 23<sup>2</sup>:

Hendry - 71.2% vs. Florida - 88.0%



### 2024 Middle School Students Eligible for Free/Reduced Lunch<sup>2</sup>:

Hendry - 61.1% vs. Florida - 50.5%



### Students absent 21+ days from school 2023<sup>2</sup>:

Hendry - 12.4% vs. Florida - 19.4%



## Crime, 3-year rate per 100,000, 2021-2023

	Hendry County	Trend	Florida	County Quartile
Forcible sex offenses <sup>3</sup>	17.8		10.2	4
Aggravated assault <sup>3</sup>	136.4		103.4	3
Domestic violence offenses <sup>3</sup>	113.8		309.1	1
Murder <sup>3</sup>	20.2		10.4	4
Alcohol confirmed motor vehicle traffic crash fatalities <sup>4</sup>	8.9		1.8	4

\*3-year rate per 100,000

Sources: 1 Florida Department of Health, Bureau of Vital Statistics, 2 Florida Department of Education (DOE), 3 Florida Department of Law Enforcement (FDLE), 4 Florida Department of Highway Safety and Motor Vehicles (HSMV)

# About Health Planning Council of Southwest Florida

The Health Planning Council of Southwest Florida, Inc. is one of eleven local health planning councils in the state of Florida, serving the counties in Area 8: Charlotte, Collier, DeSoto, Glades, Hendry, Lee, and Sarasota. HPCSWF's primary focus is to improve access to health and education for persons with limited resources and to reduce health disparities in our community.

HPC's Health Planning team works with local hospitals, health departments, FQHCs, and other health-related organizations on a variety of planning projects such as strategic planning, community health or topic-based assessments, program and project planning assistance and evaluation, education and outreach, organizational and administrative services, managing networks, and meeting facilitation.



## Address

8961 Daniels Center Dr, Ste. 401, Fort Myers, FL 33912

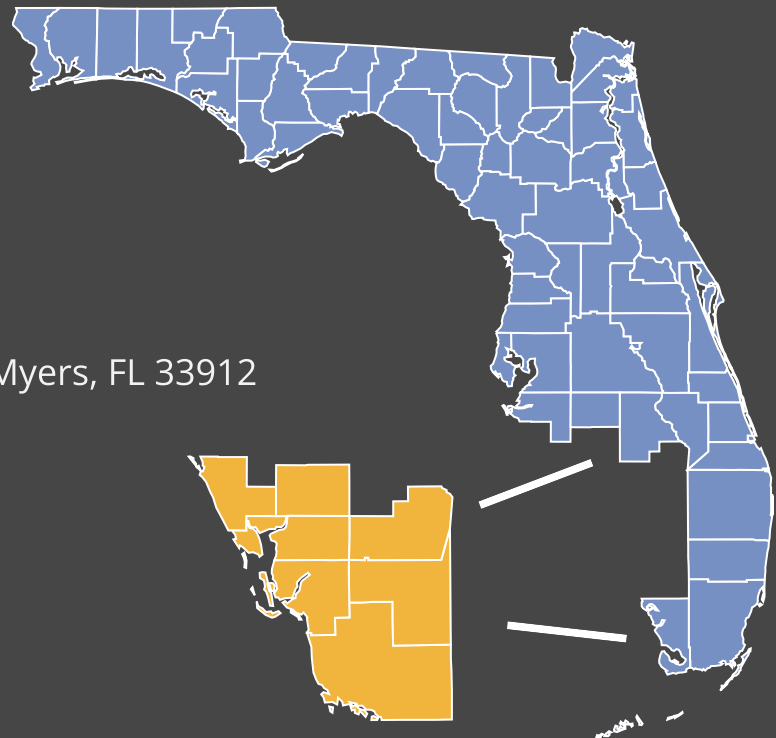


## Contact

Phone: 239-433-6700

Email: [Planning@hpcswf.com](mailto:Planning@hpcswf.com)

Website: [Hpcswf.com](http://Hpcswf.com)



Area 8