

Sarasota County, FL Health Profile 2025

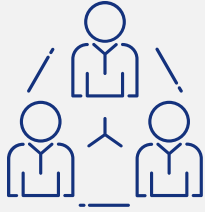
DATA FOR YEAR ENDING 2023, UNLESS OTHERWISE NOTED





Demographics

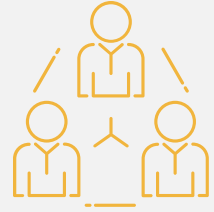
Total Population



Sarasota total
population: 462,728
2.1% of Florida pop



Percent population
change from 2010-
2020: 14.5%






















Florida total
population:
22,685,583

The median age in Sarasota County is 57.3, which is about 15 years older than the Florida average of 42.6

	Sarasota		Florida	
Male	221,883	48.0%	11,162,321	49.2%
Female	240,845	52.0%	11,523,262	50.8%
Ages 0-19	70,831	15.3%	4,894,051	21.6%
Ages 20-64	217,362	47.0%	12,918,041	56.9%
Ages 65+	174,535	37.7%	4,873,491	21.5%
White	421,683	91.1%	17,408,790	76.7%
Black	21,625	4.7%	3,861,079	17.0%
Other	19,420	4.2%	1,415,714	6.2%
Hispanic	47,659	10.3%	6,183,485	27.3%



Socioeconomic & Workforce

	Sarasota County	Trend	Florida
 Per Capita Income ¹	\$85,157		\$68,703
 Median household income ²	\$80,633		\$71,711
 Individuals below poverty level ²	8.2%		12.6%
 Children under 18 years below poverty level ²	11.5%		16.9%
 Bachelor's degree or higher age 25 and over ²	39.7%		33.2%
 Labor force as % of population Age 18+, 2023 ¹	50.8%		60.4%
 Unemployment rate, 2023 ¹	3.0%		2.9%
 Household with access to the internet ²	91.7%		90.2%
 % of population with a disability ²	15.3%	n/a	13.5%
 Percent of households with monthly housing costs of 30% or more of household income ²	31.1%		35.7%

Top Industries (% of all workers)¹

Sarasota County

1. Education & Health Services, 20.2%
2. Trade, Transportation, & Utilities, 17.4%
3. Leisure & Hospitality, 15.0%
4. Professional & Business Services, 14%
5. Construction, 9.8%

Trend Icon Key



= trending in a positive direction



= trending in a negative direction



= steady/very little change












= trend is inconsistent



Health Indicators

Leading Cause of Death, 2023¹

	Sarasota County	Trend	Florida	County Quartile
All Causes	565.9	↓	671.5	1
 Cancer	122.1	⚡	133.4	1
 Heart Disease	95.0	⚡	135.6	1
 Stroke	27.3	⚡	44.6	1
 Unintentional Injury	64.1	↓	63.9	2
 Chronic Lower Respiratory Disease	21.9	⚡	30.2	1
 Alzheimer's Disease	10.7	↓	15.6	1
 COVID-19	9.4	↓	9.9	2
 Diabetes	10.1	⚡	21.0	1
 Parkinson's Disease	8.1	⚡	8.7	2



Communicable Diseases, 3-year, 2021-2023

	Sarasota County	Trend	Florida	County Quartile
Chlamydia ²	246.3	⚡	484.3	1
Gonorrhea ²	95.4	↑	202.9	2
Infectious Syphilis ²	9.1	⚡	20.1	2
HIV diagnoses ²	8.0	—	19.6	2
Tuberculosis ³	1.7	—	2.5	3




Health Indicators

Maternal and Infant Health, 2021-2023



Total births (3-year average):
Sarasota - 2,954.0 vs
Florida - 220,668.3



Teen (15-19) birth rate:
Sarasota - 9.3 vs
Florida 13.2



% of live births with 1st trimester prenatal care:
Sarasota - 71.3% vs
Florida - 71.7%



Mothers who initiate breastfeeding:
Sarasota - 89.9% vs
Florida - 85.8%

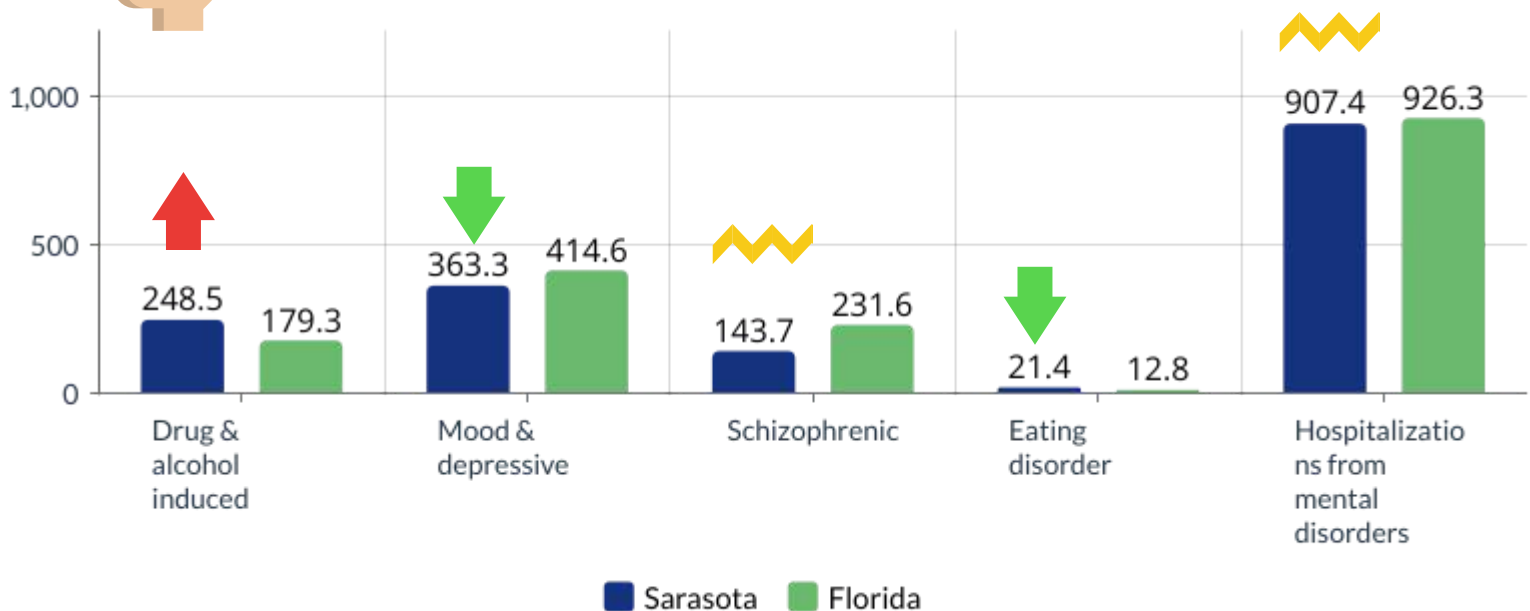


	Sarasota County	Trend	Florida	County Quartile
Neonatal death rate (0-27 days)*	2.8		3.9	1
Infant death rate (0-364 days)*	4.5		6.0	1
Low birthweight <2,500 grams	7.6%		9.1%	1
Maternal deaths**	0.0		24.2	n/a

*per 1,000 births, **per 100,000



Mental Health Disorders, 2023²



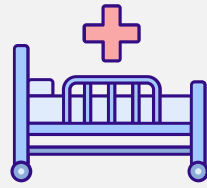


Healthcare Access

Healthcare Utilization & Resources, 2023, rate per 100,000



Hospital Beds¹:
Sarasota - 315.5 vs.
Florida 304.5



Acute Care Beds¹:
Sarasota - 231.5 vs.
Florida - 244.7



Specialty Care Beds¹:
Sarasota - 84.1 vs.
Florida - 71.1




Nursing Home Beds¹:
Sarasota - 639.9 vs.
Florida - 366.3




**County Health
Department Full Time
Employees²:**
Sarasota - 44.5 vs.
Florida - 40.0



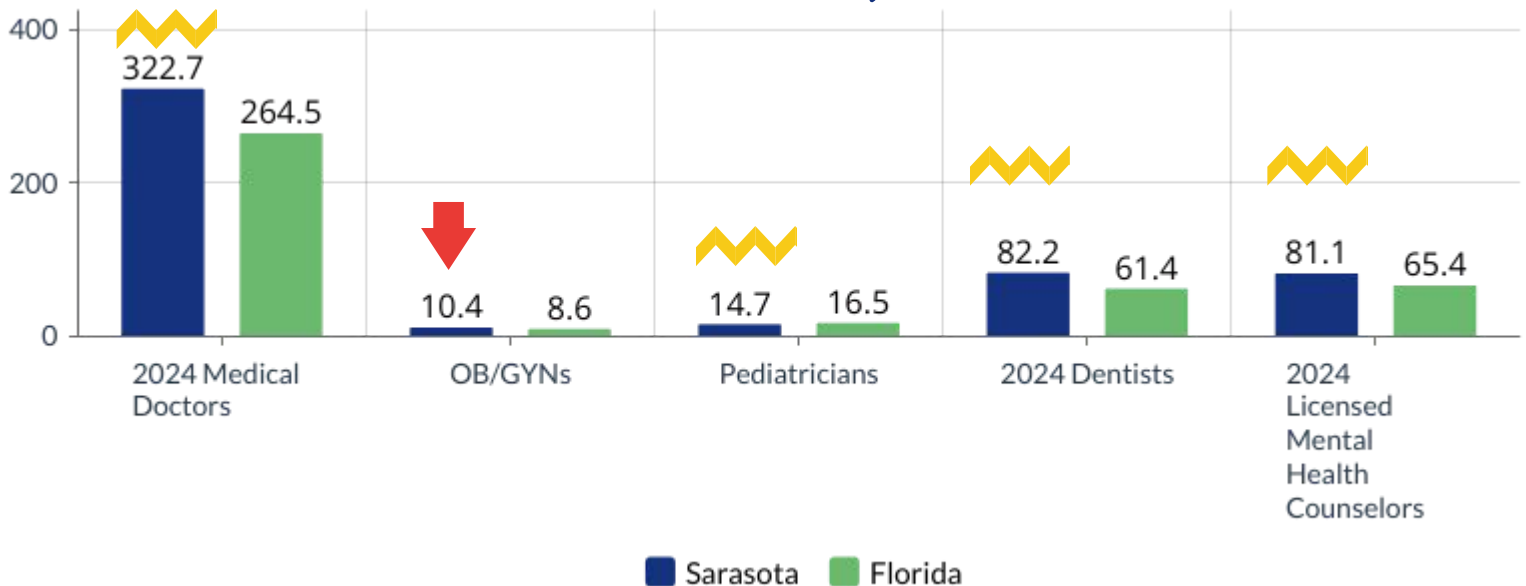
**2022 County Health
Department
Expenditures²:**
Sarasota - \$49.20 vs.
Florida - \$39.30



**Percentage of Civilian
Population with Health
Insurance Coverage³:**
Sarasota - 90% vs.
Florida - 88.1%



Licensed Health Professionals*, 2023, rate per 100,000⁴



*Number of licensed providers does not necessarily equal the number of practicing providers

Sources: 1 Florida Agency for Health Care Administration (AHCA), 2: Florida Department of Health, 3 United States Bureau of the Census, American Community Survey, 4 Florida Department of Health, Division of Medical Quality Assurance



Community Context

School-Aged Children



Immunization at Kindergarten, 2023¹:
Sarasota - 84.8% vs.
Florida 90.6%



3rd grade language arts proficiency, 2024²:
Sarasota - 68.0% vs.
Florida - 55.0%



2024 School readiness at kindergarten entry²:
Sarasota - 57.1% vs.
Florida - 51.0%



High School Graduation Rate 22 - 23²:
Sarasota - 90.3% vs.
Florida - 88.0%



2024 Middle School Students Eligible for Free/Reduced Lunch²:
Sarasota - 45.5% vs.
Florida - 50.5%



Students absent 21+ days from school 2023²:
Sarasota - 7.3% vs.
Florida - 19.4%



Crime, 3-year rate per 100,000, 2021-2023

	Sarasota County	Trend	Florida	County Quartile
Forcible sex offenses ³	9.4		10.2	2
Aggravated assault ³	64.8		103.4	1
Domestic violence offenses ³	236.6		309.1	2
Murder ³	5.3		10.4	1
Alcohol confirmed motor vehicle traffic crash fatalities ⁴	1.4		1.8	1

*3-year rate per 100,000

Sources: 1 Florida Department of Health, Bureau of Vital Statistics, 2 Florida Department of Education (DOE), 3 Florida Department of Law Enforcement (FDLE), 4 Florida Department of Highway Safety and Motor Vehicles (HSMV)

About Health Planning Council of Southwest Florida

The Health Planning Council of Southwest Florida, Inc. is one of eleven local health planning councils in the state of Florida, serving the counties in Area 8: Charlotte, Collier, DeSoto, Glades, Hendry, Lee, and Sarasota. HPCSWF's primary focus is to improve access to health and education for persons with limited resources and to reduce health disparities in our community.

HPC's Health Planning team works with local hospitals, health departments, FQHCs, and other health-related organizations on a variety of planning projects such as strategic planning, community health or topic-based assessments, program and project planning assistance and evaluation, education and outreach, organizational and administrative services, managing networks, and meeting facilitation.



Address

8961 Daniels Center Dr, Ste. 401, Fort Myers, FL 33912

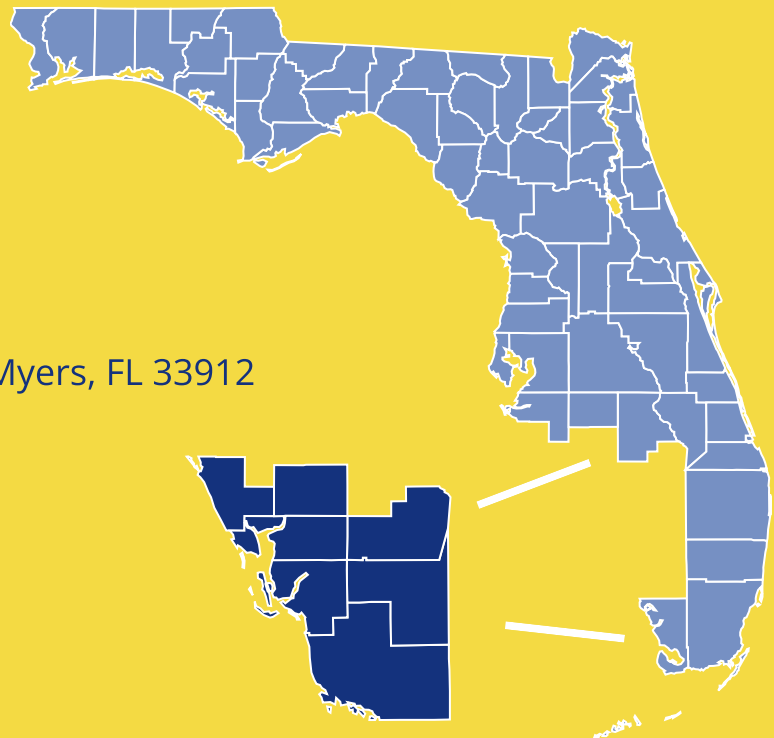


Contact

Phone: 239-433-6700

Email: Planning@hpcswf.com

Website: Hpcswf.com



Area 8